Technical description

Danish SAF-T format for Cash Register data. v1.5.3

UDVIKLINGS OG FORENKLINGS STYRELSEN

March 2025

Table of contents

1	Introduction to the Danish SAF-T format for Cash Register data, technical description.	4
1.1	XML and XML elements	4
1.2	Encoding of the SAF-T Cash Register data	6
1.3	Empty elements	6
1.4	Description of each XML element	6
1.5	Digital Cash Register Act specific requirements	8
2	XML elements in auditfile and auditfileSender	10
2.1	auditfile	11
2.2	header	11
2.3	auditfileSender	14
2.4	streetAddress (auditfileSender)	15
2.5	postalAddress (auditfileSender)	17
3	XML elements in company	19
3.1	company	20
3.2	streetAddress (company)	23
3.3	postalAddress (company)	25
3.4	customersSuppliers	26
3.5	customerSupplier	27
3.6	streetAddress (customerSupplier)	29
3.7	postalAddress (customerSupplier)	31
3.8	generalLedger	32
3.9	ledgerAccount	33
3.10	vatCodeDetails	34
3.11	vatCodeDetail	34
3.12	periods	36
3.13	period	36
3.14	employees	38
3.15	employee	38
3.16	employeeRole	39
3.17	articles	40
3.18	article	41
3.19	basics	42
3.20	basic	43
4	XML elements in location and cashregister	45
4.1	location	46
4.2	streetAddress (location)	47
4.3	cashregister	48

5 XML elements in event and eventReport 51
5.1 event 52
5.2 eventReport 53
5.3 reportTotalCashSales 61
5.4 reportArtGroups 62
5.5 reportArtGroup 63
5.6 reportEmpArtGroups 64
5.7 reportEmpArtGroup 65
5.8 reportPayments 66
5.9 reportPayment 67
5.10 reportEmpPayments 68
5.11 reportEmpPayment 69
5.12 reportTip 70
5.13 reportCashSalesVat 71
5.14 reportCashSaleVat 72
5.15 reportEmpOpeningChangeFloats 73
5.16 reportEmpOpeningChangeFloat 74
5.17 reportCorrLines 75
5.18 reportCorrLine 76
5.19 reportPriceInquiries 77
5.20 reportPriceInquiry 78
5.21 reportOtherCorrs 79
5.22 reportOtherCorr 80
5.23 reportCreditSales 81
5.24 reportCreditMemos 82
5.25 reportPayIns 83
5.26 reportPayIn 83
5.27 reportPayOuts 85
5.28 reportPayOut 85

6 XML elements in cashtransaction 87
6.1 cashtransaction 88
6.2 ctLine 92
6.3 vat (cashtransaction) 96
6.4 savings (cashtransaction) 97
6.5 discount (cashtransaction) 98
6.6 raise (cashtransaction) 100
6.7 rounding 101
6.8 payment 102
6.9 vat (ctLine) 103
6.10 savings (ctLine) 105
6.11 discount (ctLine) 106
6.12 raise (ctLine) 107

1 Introduction to the Danish SAF-T format for Cash Register data, technical description.

The logical structure of the Danish SAF-T:

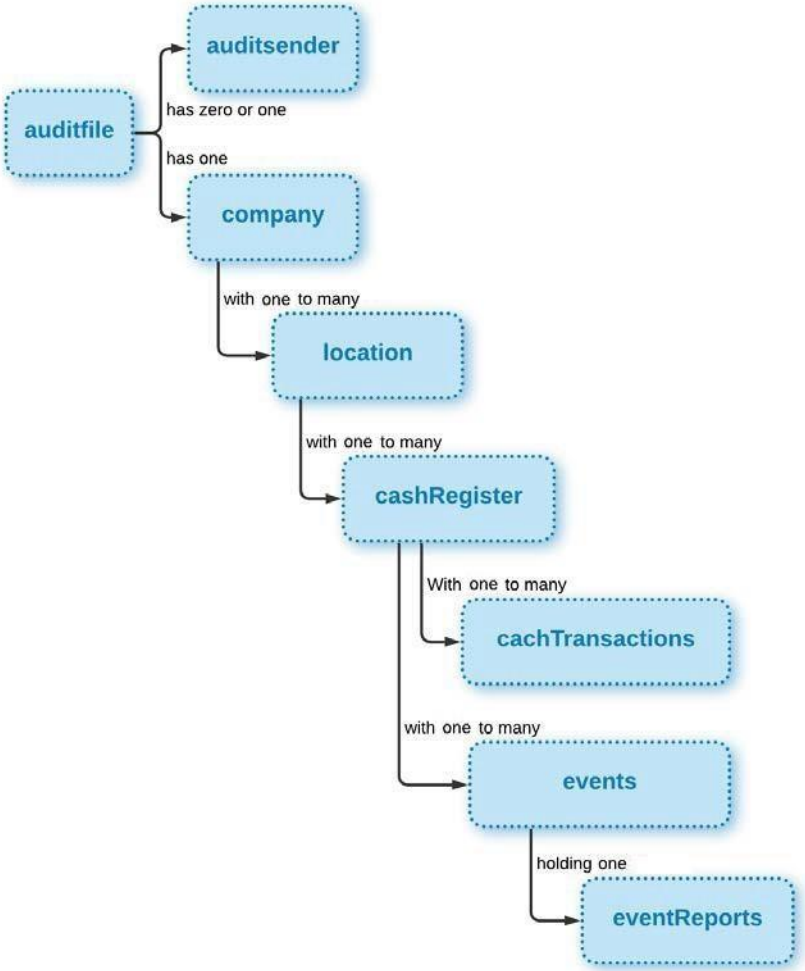

The logical elements are described in section 2 - 6 of this document.

1.1 XML and XML elements

The Danish SAF-T format is a standard XML tree that initiates at a root XML- element and branches from the root to child XML elements. The terms parent and child are used to describe the relationships between XML elements. Parents have one or more children. A child always has one parent.

The format contains simple XML-elements and complex XML-elements:

Simple XML elements

A simple XML element can only contain data, and NOT other XML-elements. In the format all XML elements have restrictions on format or length or might be required to match a specific pattern.

A simple XML element is always a child of a complex XML element, and it can never act as a parent to other XML elements. In this description, each simple XML element is described in the section following the complex XML element, of which it is a child.

"xsd:date" is an example where the text must adhere to a specific pattern, the date must be valid, and the text must follow this pattern:

"YYYY-MM-DD" (example: 2015-10-31)

YYYY indicates the year, MM indicates the month and DD indicates the date.
It is also possible to enter a date in UTC time by adding a "Z" behind the date. Example:

<element>2015-10-31Z</element>

Or with an offset from the UTC time by adding a positive or negative time behind the date, like this:

<element>2015-10-31-06:00</element>
<element>2015-10-31+06:00</element>

For more information, see: https://www.w3.org/TR/xmlschema-2/#date

"xsd:time" is another example where the text must adhere to a specific pattern.
The time is in 24 hour format, and the time must be in Danish time and adjusted for daylight saving time (summer time):

"HH:MM:SS" Example: "23:59:59"

HH indicates the hour, MM indicates the minutes and SS indicates the seconds. If seconds are not available in the system, please set seconds to "00". An unlimited number of additional digits can be used to increase the precision of fractional seconds if desired, but not considered necessary.

It is optional to use a time zone indicator "Z" who equals Coordinated Universal Time (UTC), but not preferred or necessary to do so. Examples when included additional digits and time zone indicator are:

"HH:MM:SS.SSS+Z" Example: "23:59:59.9999999+05:00"

For more information, see: https://www.w3.org/TR/xmlschema-2/#time

Furthermore, a simple XML element can contain additional and specific constraints about the values that can be used in the element. This is known as a "simple type". **“Countrycode”** is a simple type based upon the simple XML element “xsd:string” and with the additional constraint that the text must be 2 letters long.

Complex XML elements

An element that is not a simple XML element is, in this description, handled as a complex XML element.

A complex XML element contains from one to many other XML elements, and is therefore always a parent. These other XML elements can be either simple XML elements or other complex XML elements. With the exception of the ROOT XML element, a complex XML element is always a child of another complex XML element. A complex XML element therefore contains a structure of other XML elements, and are in the following description also referred to as **<structure type>**.

In this description, each complex XML element is described in its own section, see section 2 to 6.

1.2 Encoding of the SAF-T Cash Register data

The encoding of the file must be in UTF-8. This is the default character encoding for XML.

1.3 Empty elements

If no data is available for optional elements, those elements should be excluded from the file. Empty elements might be considered a mistake, and automatic field validation of e.g. dates and numeric elements might fail due to format restrictions.

1.4 Description of each XML element

Below is a detailed description of how the SAF-T file XML elements are described in the following sections of this document.

Each complex XML element is described in its own section. Each simple XML element is described in the section following the complex XML element, of which it is a child.

Parent refers to the parent of the described complex XML element.

Children refers to the children of the described complex element.

Children are listed in tables with this format:

XML Element	Description	Type	Req	Rep.	Example

XML Element refers to the name of the child of the described complex XML element.

Description provides a detailed description of the content, usage or purpose of the item.

Type can either be different types of a simple XML element or a complex XML element (structure type).

Required (Req) states if the element is:

M	Mandatory
(M)	Mandatory if available
O	Optional

Difference between Mandatory, Mandatory if available and Optional data elements

The data stored in the database of a cash register varies between the various vendors, model and even software versions. For this reason, several data elements are stated as optional. It is important to emphasize that if the optional data elements are available in the cash registers database, it must be written to the XML file. For elements where this is of increased importance, or where the element is only relevant in certain cases, the term “mandatory if available” is used to indicate this.

The SAF-T Cash Register data format will not extend the documentation requirements beyond the Cash Register Systems Act.

Mandatory data elements cannot be left empty, and might have formatting requirements e.g. enumerated values (as listed in the XML schema).

The mandatory elements represent the minimum data necessary to fulfil the legislated requirements. In addition, some essential data in the XML file must by nature be mandatory, such as the header data elements.

Enumerated values are also restricted by code lists, which are not strictly enforced in the schema itself. Code lists must be used as enumerated values for the data element.

Data not available in mandatory fields

The fields dateOfEntry and timeOfEntry represent the date and time for when the master data entry was created in the system for the first time. If the Cash Register System does not contain this information, the following values must be used:

- dateOfEntry: 0001-01-01
- timeOfEntry: 00:00:00

Repetitions (Rep) states how many times the element can or must be repeated.

— 0..1: The element can be used once.

— 1..1: The element must be used once

— 0..U: The element can be used from none to an unbounded amount of times.

— 1..U: The element must be used at least once, and can be used to an unbounded amount of times

1.5 Danish Cash Register Act specific requirements

The Danish Cash register Act comprises of several specific requirements to both data elements and functionality within the digital cash register system. This section describes the legal requirements to functionalities not covered by the XML data model itself.

Export/extract functionality:

- The digital cash register system must be able to produce a consolidated XML file for the requested period containing the electronic journal in SAF-T format directly within the system software.
- The electronic journal from the digital cash register system must be transferable to generally available electronic media or otherwise be able to be digitally transferred to the authorities upon request.

Receipt generating and distribution functionality:

- The digital cash register system must always be able to produce/print a physical receipt in accordance with the Danish requirements to simplified receipts. While the functionality is mandatory, the client/supplier can, prior to the transaction, agree to receive the receipt digitally if the system supports this.

Data deletion and editing restrictions:

- The digital cash register system must not contain options to delete or alter transactional data once a transaction has been concluded. This also prohibits the integration of third-party software which makes it possible to add, edit or delete information within the electronic journal.

Cash payment prerequisites

- To comply with the general rules regarding payments in Denmark, the digital cash register system must be compatible with a cash drawer for currency storage. Furthermore, it should support the inclusion of a change/float box, if desired. Note i.e., the mandatory element within *"5.2 - eventReport"* relating to cashdrawer openings.

Generating a file containing an electronic journal for control purposes

- The digital cash register system must be able to produce a single and complete electronic journal for the requested period when petitioned by the Danish Tax Authorities. The packaged electronic journal (XML) must have all transactions digitally signed utilizing an OCES- certificate issued to the owner of the company in question or the supplier of the system if the latter is responsible for generating the file. This is required to secure the integrity of the electronic journal.

- The signature shall sign all data reported in the element cashtransaction (6.1) in addition to the company's CVR number and be **logged** in the electronic journal upon finalization of **each** transaction.
  It is mandatory to include the relevant signature information in the SAF-T Cash Register XML (see 6.1 "*signature*", "*keyVersion*" and *"certificateData"*).
  Further details regarding the requirements and implementation of the digital signature on transactions can be found in the document **"*Danish Cash Register Act - Guideline for implementing digital signature*".**

File naming standard for the electronic journal

Danish SAF-T files must generally comply with the name standard below, so that the necessary information is included in the file names. The purpose of the name standard is to ensure which data the file contains, data owner, time and to ensure a unique name for each file.

Each element in the name is separated by "_" [underscore];
Name_ID_Date_Filenumber

Naming element	Example
File type naming In this context, this must ALWAYS be: *"SAF-T Cash Register"*	SAF-T Cash Register
The company's ID number as stated in the element: auditfile/header/company/companyIdent (see technical description section 3.1) This will generally comprise of the company's CVR-number	99999999
Date refers to the point in time where the file was created and must adhere to the following format: yyyymmddhh24hmise The date and time should generally coincide with the date and time specified in the file in the fields: *auditfile/header/dateCreated* and *auditfile/header/timeCreated*	20200515234556
File number X of Y. In situations where the system creates multiple files, each file is given a separate number. In other cases, both X and Y should be entered as 1.	1_5

The complete filename in accordance to the example offered above is:
SAF-T Cash Register_99999999_20200515234556_1_5.xml

2 XML elements in auditfile and auditfileSender

The structure of the "auditfile" and "auditfileSender" can be illustrated as follow:

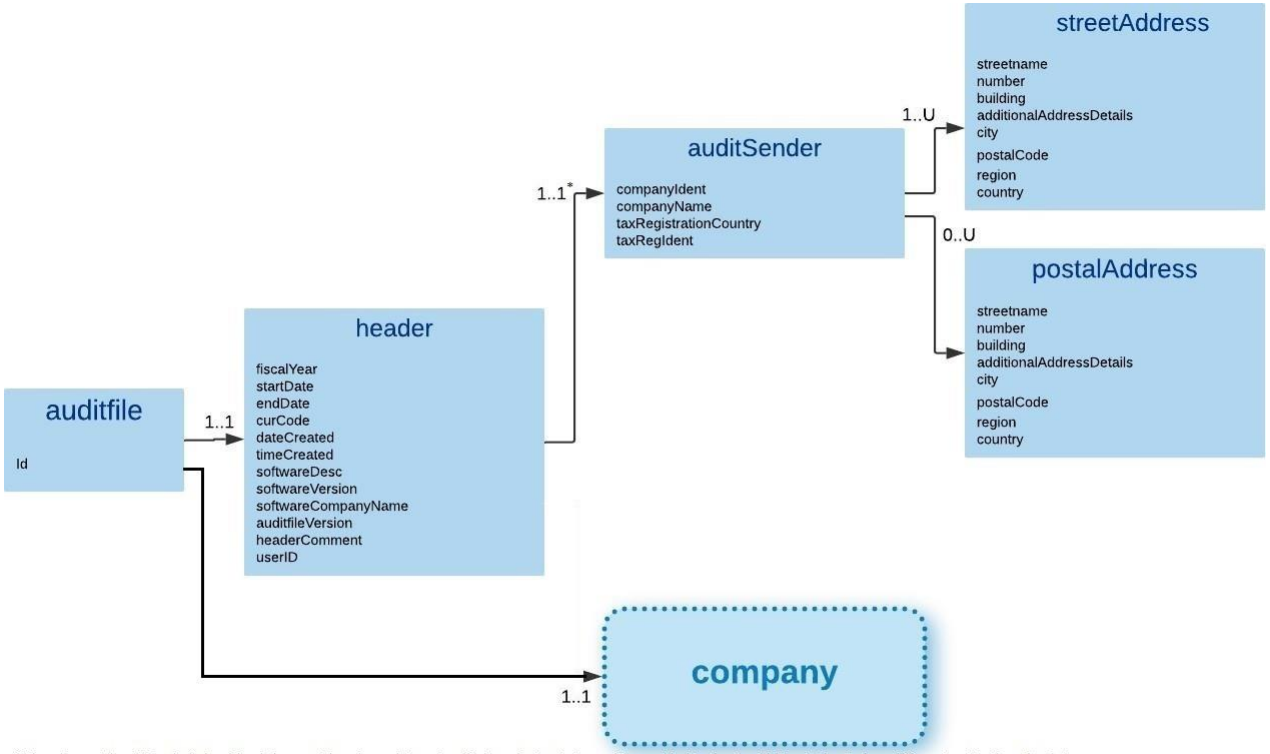

* The element "auditSender" should only be considered mandatory, insofar the electronic journal is provided to the Danish Tax Authority by a different entity than the data owner.

In section 1, the logical structure of the Danish SAF-T format is illustrated.

2.1 auditfile

Mandatory, Repetitions: 1..1

Parent: ROOT/

Children:

XML Element	Description	Type	Req	Rep.	Example
header	Overall information about this Standard Audit file.	<Structure type>	M	1..1	Section: 2.2
company	Contains the data of the entity that has provided the data in the present audit file.	<Structure type>	M	1..1	Section: 3.1

2.2 header

Description: Overall information about this Standard Audit file.

Mandatory, Repetitions: 1..1

Parent: auditfile/
(section 0)

Children:

XML Element	Description	Type	Req	Rep.	Example
fiscalYear	Fiscal year YYYY. A split fiscal year must be as format: YYYY-YYYY.	String9	M	1..1	2019 or 2018-2019
startDate	First day of the financial year as: YYYY-MM-DD	xsd:date	M	1..1	2019-01-01
endDate	Last day of the financial year as: YYYY-MM-DD	xsd:date	M	1..1	2019-12-31
curCode	Three letter Currency Code (ISO 4217[1]) of local currency which is the default for the audit file.	Currencycode	M	1..1	DKK
dateCreated	The date of when the audit file is created.	xsd:date	M	1..1	2020-05-15
timeCreated	The time of when the audit file is created. The time must be in danish time and adjusted for daylight saving time (summer time).	xsd:time	M	1..1	23:45:56
softwareDesc	Name and description of the software that generated the audit file.	String100	M	1..1	Kasseapparatet
softwareVersion	Version of the software that generated the audit file.	String20	M	1..1	6.4.12
softwareCompany-Name	Name of the software company whose product created the audit file.	String100	M	1..1	Kasseapparatet ApS
auditfileVersion	Version of standard audit file being used. The version number to be used is displayed in an XML annotation in top of the XSD schema file.	IdentificationString36	M	1..1	1.0

[1] https://www.iso.org/iso-4217-currency-codes.html

XML Element	Description	Type	Req	Rep.	Example
headerComment	Space for any further generic comments on the audit file. For example selection criteria other than date and time.	String999	O	0..1	Kasseapparat 1
userID	ID of the user that generated the audit file. Description of the code MUST be stated as a 'basic' in the 'basics' table with a unique basicID. (BasicType=15) or in employees (empID).	IdentificationString36	O	0..1	1234
auditfileSender	Information about the sender of the audit file if the sender is not the company that owns the data. This can be an accounting office, a parent company, etc. If the sender is not the company owning the data, this field becomes mandatory	<Structure type>	M	1..1	Section: 2.3

Example:

```
<d1:header>
        <d1:fiscalYear>2019</d1:fiscalYear>
        <d1:startDate>2019-01-01</d1:startDate>
        <d1:endDate>2019-12-31</d1:endDate>
        <d1:curCode>DKK</d1:curCode>
        <d1:dateCreated>2020-05-15</d1:dateCreated>
        <d1:timeCreated>23:45:56</d1:timeCreated>
        <d1:softwareDesc>Kasseapparatet</d1:softwareDesc>
        <d1:softwareVersion>6.4.12</d1:softwareVersion>
        <d1:softwareCompanyName>Kasseapparatet ApS</d1:softwareCompanyName>
        <d1:auditfileVersion>1.0</n1:auditfileVersion>
        <d1:headerComment>Kasseapparat 1</d1:headerComment>
        <d1:userID>1234</d1:userID>
        <d1:auditfileSender>
                ...
        </d1:auditfileSender>
</d1:header>
```

2.3 auditfileSender

Description: Information about the sender of the audit file if the sender is not the company that owns the data. This can be an accounting office, auditor or a parent company, etc.

Mandatory if sender is not data owning company, Repetitions: 0..1

Parent: auditfile/header/
(section: 2.2)

Children:

XML Element	Description	Type	Req	Rep.	Example
companyIdent	Danish CVR-number of the auditfileSender	IdentificationString36	O	0..1	99999999
companyName	The name of the company that acts as auditfileSender.	String 100	M	1..1	Selskabet ApS
taxRegistrationCountry	Two-letter country code according to ISO 3166-1 alpha 2 standard.	Countrycode	M	1..1	DK
taxRegIdent	If taxRegistrationCountry is DK: Danish CVR-number. Else use national Tax identifier according to taxRegistra-tionCountry	String50	M	1..1	99999999
streetAddress	Official business register address of auditfileSender according to address in the tax registration country (taxRegistra- tionCountry).	<Structure type>	M	1..U	Section: 2.4

XML Element	Description	Type	Req	Rep.	Example
postalAddress	Address used for postal interaction with auditfileSender.	<Structure type>	O	0..U	Section: 2.5

Example:

```
<d1:auditfileSender>
    <d1:companyIdent>99999999</n1:companyIdent>
    <d1:companyName>Selskabet ApS</n1:companyName>
    <d1:taxRegistrationCountry>DK</n1:taxRegistrationCountry>
    <d1:taxRegIdent>99999999</n1:taxRegIdent>
    <d1:streetAddress>
        ...
    </d1:streetAddress>
    <d1:postalAddress>
        ...
    </d1:postalAddress>
</d1:auditfileSender>
```

2.4 streetAddress (auditfileSender)

Description: Official business register address of "auditfileSender" according to address in the tax registration country.

Mandatory, Repetitions: 1..U

Parent: auditfile/header/auditfileSender/
(section:2.3)

Children:

XML Element	Description	Type	Req	Rep.	Example
streetname	Normally street name.	String100	M	1..1	Vejen
number	House number	String20	M	1..1	13
building	Building and letter in addition to house number	String20	(M)	0..1	B
additionalAddressDetails	Floor, door etc.	String20	O	0..1	2. th.
city	Name of the city/post district	String50	M	1..1	Nørreby
postalCode	Postal code for the relevant city/post district.	String20	M	1..1	7913
region	Country specific code to indicate regions / provinces within the tax authority.	String50	O	0..1	Mellemregionen
country	Two-letter country code according to ISO 3166-1 alpha 2 standard.	Countrycode	M	1..1	DK

Example:

```
<d1:streetAddress>
    <d1:streetname>Vejen</d1:streetname>
    <d1:number>13</d1:number>
    <d1:building>B</d1:building>
    <d1:additionalAddressDetails>2. th.</
    n1:additionalAddressDetails> <d1:city>Nørreby</d1:city>
    <d1:postalCode>7913</d1:postalCode>
    <d1:country>DK</d1:country>
    </d1:streetAddress>
```

2.5 postalAddress (auditfileSender)

Description: Address used for postal interaction with auditfileSender.

Optional, Repetitions: 0..U

Parent:
auditfile/header/auditfileSender/
(section:2.3)

Children:

XML Element	Description	Type	Req	Rep.	Example
streetname	Normally street name.	String100	O	0..1	Vejen
number	House number	String20	O	0..1	13
building	Building and letter in addition to house number	String20	O	0..1	B
additionalAddressDetails	Floor, door etc.	String20	O	0..1	2. th.
city	Name of the city/post district	String50	M	1..1	Nørreby
postalCode	Postal code for the relevant city/post district.	String20	M	1..1	7913

XML Element	Description	Type	Req	Rep.	Example
region	Country specific code to indicate regions / provinces within the tax authority.	String50	O	0..1	Mellemregionen
country	Two-letter country code according to ISO 3166-1 alpha 2 standard.	Countrycode	O	0..1	DK

Example:

```
<d1:postalAddress>
    <d1:streetname>Vejen</d1:streetname>
    <d1:number>13</d1:number>
    <d1:building>DK</d1:building>
    <d1:additionalAddressDetails>2. th.</n1:additionalAddressDetails>
    <d1:city>Nørreby</d1:city>
    <d1:postalCode>7913</d1:postalCode>
    <d1:country>DK</d1:country>
</d1:postalAddress>
```

3 XML elements in company

The structure of the "company" can be illustrated as follow:

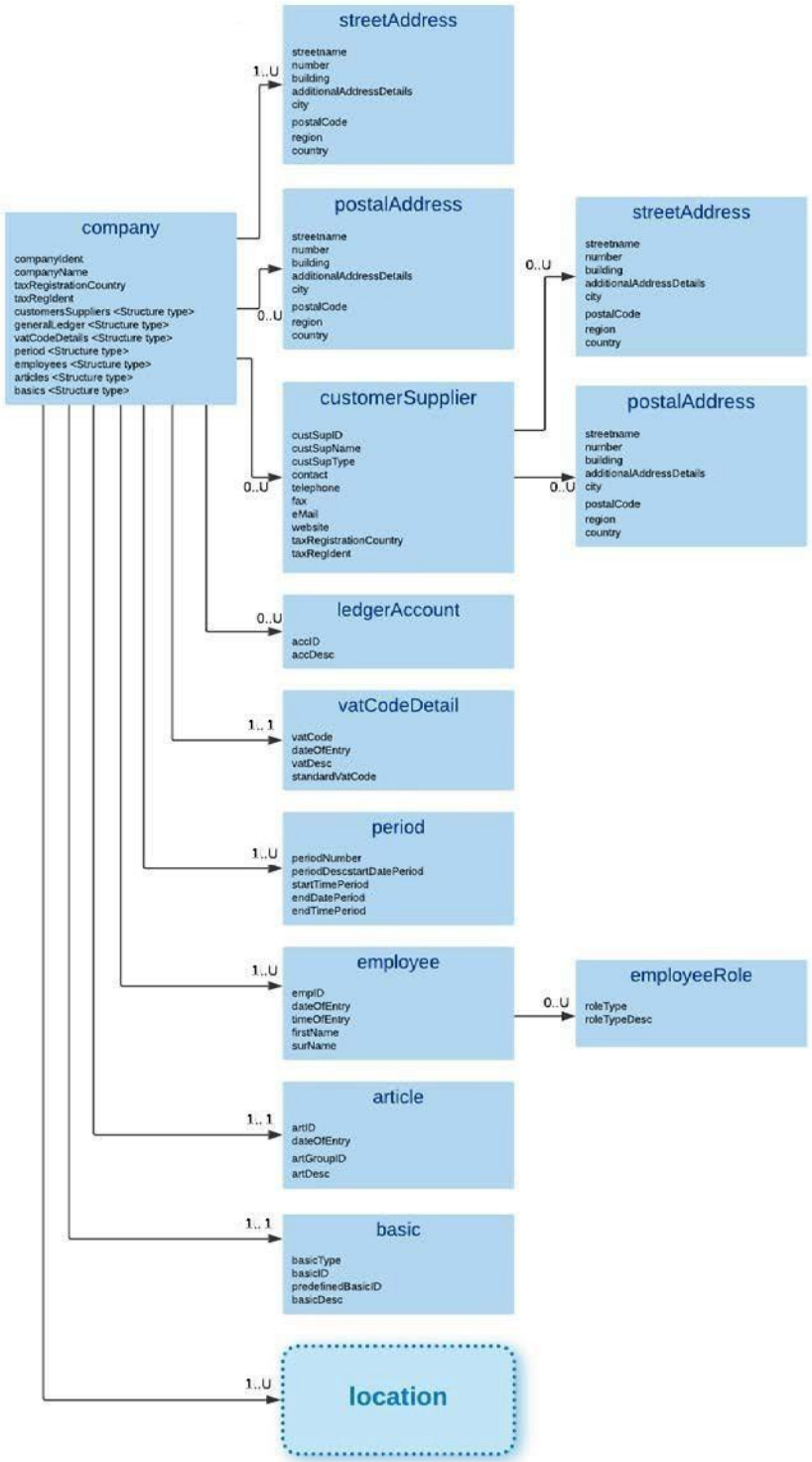

In section 1, the logical structure of the Danish SAF-T format is illustrated.

3.1 company

Description: Contains the data of the entity that has provided the data in the present audit file.

Mandatory, Repetitions: 1..1

Parent: auditfile/

(section: 2.2)

Children:

XML Element	Description	Type	Req	Rep.	Example
companyIdent	Danish CVR-number	IdentificationString36	M	1..1	99999999
companyName	The name of the company	String 100	M	1..1	Selskabet ApS
taxRegistrationCountry	Two-letter country code according to ISO 3166-1 alpha 2 standard.	Countrycode	M	1..1	DK
taxRegIdent	If taxRegistrationCountry is DK: Danish CVR-number. Else use national Tax identifier according to taxRegistra-tionCountry	String50	O	0..1	99999999

XML Element	Description	Type	Req	Rep.	Example
streetAddress	Official business register address of the entity that owns the provided the data in the present audit file according to the address provided in the tax registration country.	<Structure type>	M	1..U	Section: 3.2
postalAddress	Address used for postal interaction with of the entity that has provided the data in the present audit file.	<Structure type>	O	0..U	Section: 3.3
customersSuppliers	Contains the data on all known customers and suppliers.	<Structure type>	O	0..1	Section: 3.4
generalLedger	Lists ledger accounts mapped to the company's general ledger (kontoplan).	<Structure type>	O	0..1	Section: 3.8
vatCodeDetails	List of mappings of vat codes to be used within a cashtrans-action (section: 6.1) and/or ctLine (section: 6.2)	<Structure type>	M	1..1	Section: 3.10
periods	List of periods used in the auditfile.	<Structure type>	M	1..1	Section: 3.12
employees	List of employees that, as users, are present in event and cash transactions for the selected period.	<Structure type>	M	1..1	Section: 3.14
articles	List of articles in ctLine (section 6.2) for the selection period of the audit file.	<Structure type>	M	1..1	Section: 3.17
basics	List of basics element, which are used to define various master data, and translate system specific codes into pre-defined standard codes.	<Structure type>	M	1..1	Section: 3.19
Location	The location element contains data on the physical location of the cash register, and all data elements holding ALL data in the audit file related to it	<Structure type>	M	1..U	Section: 4.1

Example:

```
<d1:company>
    <d1:companyIdent>99999999</d1:companyIdent>
    <d1:companyName>Selskabet ApS</d1:companyName>
    <d1:taxRegistrationCountry>DK<d1:taxRegistrationCountry>
    <d1:taxRegIdent>99999999</n1:taxRegIdent>
    <d1:streetAddress>
        …
    </d1:streetAddress>
    <d1:postalAddress>
        …
    </d1:postalAddress>
    <d1:customersSuppliers>
        <d1:customerSupplier>
        …
        </d1:customerSupplier>
    </d1:customersSuppliers>
    <d1:generalLedger>
        <d1:ledgerAccount>
        …
        </d1:ledgerAccount>
    </d1:generalLedger>
    <d1:vatCodeDetails>
        <d1:vatCodeDetail>
        …
        </d1:vatCodedetail>
    </d1:vatCodeDetails>
    <d1:periods>
        <d1:period>
        …
        </d1:period>
    </d1:periods>
    <d1:employees>
        <d1:employee>
        …
        </d1:employee>
    </d1:employees>
    <d1:articles>
```

```
                <d1:article>
                …
                </d1:article>
            </d1:articles>
            <d1:basics>
                <d1:basic>
                …
                </d1:basic>
            </d1:basics>
            <d1:locations>
                …
            </d1:locations>
        </d1:company>
```

3.2 streetAddress (company)

Description: Official business register address of the entity that owns the data in the present audit file according to the address provided in the tax registration country element.

Mandatory, Repetitions: 1..U

Parent: auditfile/company/
(section:3.1)

Children:

XML Element	Description	Type	Req	Rep.	Example
streetname	Normally street name.	String100	M	1..1	Vejen
number	House number	String20	M	1..1	13
building	Building and letter in addition to house number	String20	(M)	0..1	B
additionalAddressDetails	Floor, door etc.	String20	O	0..1	2. th.
city	Name of the city/post district	String50	M	1..1	Nørreby
postalCode	Postal code for the relevant city/post district.	String20	M	1..1	7913
region	Country specific code to indicate regions / provinces within the tax authority.	String50	O	0..1	Mellemregionen
country	Two-letter country code according to ISO 3166-1 alpha 2 standard.	Countrycode	M	1..1	DK

Example:

```
<d1:streetAddress>
    <d1:streetname>Vejen</d1:streetname>
    <d1:number>13</d1:number>
    <d1:building>B</d1:building>
    <d1:additionalAddressDetails>2. th.</n1:additionalAddressDetails>
    <d1:city>Nørreby</d1:city>
    <d1:postalCode>7913</d1:postalCode>
    <d1:country>DK</d1:country>
</d1:streetAddress>
```

3.3 postalAddress (company)

Description: Address used for postal interaction with the entity that has provided the data in the present audit file.

Optional, Repetitions: 0..U

Parent: auditfile/company/
(section: 3.1)

Children:

XML Element	Description	Type	Req	Rep.	Example
streetname	Normally street name.	String100	O	0..1	Vejen
number	House number	String20	O	0..1	13
building	Building and letter in addition to house number	String20	O	0..1	B
additionalAddressDetails	Floor, door etc.	String20	O	0..1	2. th.
city	Name of the city/post district	String50	M	1..1	Nørreby
postalCode	Postal code for the relevant city/post district.	String20	M	1..1	7913
region	Country specific code to indicate regions / provinces within the tax authority.	String50	O	0..1	Mellemregionen

XML Element	Description	Type	Req	Rep.	Example
country	Two-letter country code according to ISO 3166-1 alpha 2 standard.	Countrycode	O	0..1	DK

Example:

```
<d1:postalAddress>
    <d1:streetname>Vejen</d1:streetname>
    <d1:number>13</d1:number>
    <d1:building>B</d1:building>
    <d1:additionalAddressDetails>2. th.</n1:additionalAddressDetails>
    <d1:city>Nørreby</d1:city>
    <d1:postalCode>7913</d1:postalCode>
    <d1:country>DK</d1:country>
</d1:postalAddress>
```

3.4 customersSuppliers

Description: Contains the data on all known customers and suppliers.

Optional, Repetitions: 0..1

Parent: auditfile/company/
(section: 3.1)

Children:

XML Element	Description	Type	Req	Rep.	Example
customerSupplier	Data on a specific customers or suppliers	<Structure type>	O	0..U	Section: 3.5

3.5 customerSupplier

Description: Data on a specific customers or suppliers.

Optional, Repetitions: 0..U

Parent: auditfile/company/customersSuppliers/
(section: 3.4)

Children:

XML Element	Description	Type	Req	Rep.	Example
custSupID	Unique number og code for the customer/supplier Identifier used at element "cashtransaction", section 6.1	IdentificationString36	M	1..1	100
custSupName	Name of customer/supplier	String100	O	0..1	Kunden ApS

XML Element	Description	Type	Req	Rep.	Example
custSupType	Identifies whether this is a "Customer" og "Supplier". The following enumerations are accepted: - Customer - Supplier	custSupType	M	1..1	Customer
contact	Contect person at customer/supplier	String50	O	0..1	Jens Hansen
telephone	Telephone number	String50	O	0..1	12345678
fax	Fax number	String50	O	0..1	12345678
eMail	E-mail address	xsd:token	O	0..1	name@namename.com
website	Website	xsd:token	O	0..1	www.namename.com
taxRegistrationCountry	Two-letter country code according to ISO 3166-1 alpha 2 standard.	Countrycode	O	0..1	DK
taxRegIdent	If taxRegistrationCountry is DK: Danish CVR-number of customer/Supplier. Else use national Tax identifier according to taxRegistrationCountry	String50	O	0..1	88888888
streetAddress	Official business register address of customer/supplier according to address in the tax registration country (taxRegistrationCountry).	<Structure type>	O	0..U	Section: 3.6
postalAddress	Address used for postal interaction with customer/supplier.	<Structure type>	O	0..U	Section: 3.7

Example:

```
        <d1:customerSupplier>
```

```
            <d1:custSupID>Kunden ApS</d1:custSupID>
            <d1:custSupName>Kunden ApS</d1:custSupName>
            <d1:custSupType>Customer</d1:custSupType>
            <d1:contact>Jens Hansen</d1:contact>
            <d1:taxRegistrationCountry>DK</n1:taxRegistrationCountry>
            <d1:taxRegIdent>88888888</d1:taxRegIdent>
            <d1:streetAddress>
                …
            </d1:streetAddress>
            <d1:postalAddress>
                …
            </d1:postalAddress>
        </d1:customerSupplier>
```

3.6 streetAddress (customerSupplier)

Description: Official business register address of on a specific customers or suppliers.

Optional, Repetitions: 0..U

Parent: auditfile/company/customersSuppliers/customerSupplier/

(section: 3.5)

Children:

XML Element	Description	Type	Req	Rep.	Example
streetname	Normally street name.	String100	O	0..1	Vejen
number	House number	String20	O	0..1	13
building	Building and letter in addition to house number	String20	O	0..1	B
additionalAddressDetails	Floor, door etc.	String20	O	0..1	2. th.
city	Name of the city/post district	String50	O	0..1	Nørreby
postalCode	Postal code for the relevant city/post district.	String20	O	0..1	7913
region	Country specific code to indicate regions / provinces within the tax authority.	String50	O	0..1	Mellemregionen
country	Two-letter country code according to ISO 3166-1 alpha 2 standard.	Countrycode	O	0..1	DK

Example:

```
<d1:streetAddress>
    <d1:streetname>Vejen</d1:streetname>
    <d1:number>13</d1:number>
    <d1:building>DK</d1:building>
    <d1:additionalAddressDetails>2. th.</n1:additionalAddressDetails>
    <d1:city>Nørreby</d1:city>
    <d1:postalCode>7913</d1:postalCode>
    <d1:country>DK</d1:country>
</d1:streetAddress>
```

3.7 postalAddress (customerSupplier)

Description: Address used for postal interaction with a specific customers or suppliers.

Optional, Repetitions: 0..U

Parent: auditfile/company/customersSuppliers/customerSupplier/
(section: 3.5)

Children:

XML Element	Description	Type	Req	Rep.	Example
streetname	Normally street name.	String100	O	0..1	Vejen
number	House number	String20	O	0..1	13
building	Building and letter in addition to house number	String20	O	0..1	B
additionalAddressDetails	Floor, door etc.	String20	O	0..1	2. th.
city	Name of the city/post district	String50	M	1..1	Nørreby
postalCode	Postal code for the relevant city/post district.	String20	M	1..1	7913
region	Country specific code to indicate regions / provinces within the tax authority.	String50	O	0..1	Mellemregionen

XML Element	Description	Type	Req	Rep.	Example
country	Two-letter country code according to ISO 3166-1 alpha 2 standard.	Countrycode	O	0..1	DK

Example:

```
<d1:postalAddress>
    <d1:streetname>Vejen</d1:streetname>
    <d1:number>13</d1:number>
    <d1:building>DK</d1:building>
    <d1:additionalAddressDetails>2. th.</n1:additionalAddressDetails>
    <d1:city>Nørreby</d1:city>
    <d1:postalCode>7913</d1:postalCode>
    <d1:country>DK</d1:country>
</d1:postalAddress>
```

3.8 generalLedger

Description: Lists ledger accounts mapped to the company's general ledger (kontoplan).

Optional, Repetitions: 0..1

Parent: auditfile/company/
(section: 3.1)

Children:

XML Element	Description	Type	Req	Rep.	Example
ledgerAccount	Accounts mapped to the company's general ledger (kon-toplan).	<Structure type>	O	0..U	Section: 3.9

3.9 ledgerAccount

Description: Ledger accounts mapped to the company's general ledger (kontoplan). This element describes general ledger accounts which can corresponds with elements in ctLine (section 6.2). All the corresponding elements are optional.

Optional, Repetitions: 0..U

Parent: auditfile/company/generalLedger/
(section: 3.8)

Children:

XML Element	Description	Type	Req	Rep.	Example
accID	General ledger account number (identification)	IdentificationString36	M	1..1	1010
accDesc	General ledger account description	String999	M	1..1	Salg af varer og ydelser m/moms

Example:

```
        <d1:ledgerAccount>
            <d1:accID>1010</d1:accID>
            <d1:accDesc>Salg af varer og ydelser m/moms</d1:accDesc>
        </d1:ledgerAccount>
```

3.10 vatCodeDetails

Description: List of mappings of vat codes to be used within a cashtransaction (section: 6.1) and/or ctLine (section: 6.2)

Mandatory, Repetitions: 1..1

Parent: auditfile/company/
(section: 3.1)

Children:

XML Element	Description	Type	Req	Rep.	Example
vatcodeDetail	Mapping of vat code	<Structure type>	M	1..1	Section: 3.11

3.11 vatCodeDetail

Description of the mapping of vat codes to be used within a cashtransaction (section: 6.1) and/or ctLine (section: 6.2).

The element dateOfEntry are used to keep track of from what point in time the codes first were present in the system.

The standard VAT code list are valid regardless of changes in VAT percentage, as the code list will be changed if types are added/deleted not rates changed within a code. Future change of standard VAT code list will include versioning with valid periods.

If however several system specific codes (vatCode) are valid to the same standard code (standardVatCode), they should be listed one by one.

Mandatory, Repetitions: 1..1

Parent: auditfile/company/vatCodeDetails/
(section: 3.10)

Children:

XML Element	Description	Type	Req	Rep.	Example
vatCode	Internal VAT code used by the cash register system.	String20	M	1..1	1
dateOfEntry	Date of entry of the first time use of the VAT code by the cash register system.	Xsd:date	M	1..1	2020-01-01
vatDesc	VAT code description used by the cash register system.	String100	O	0..1	Salgsmoms varer og ydelser, 25 %
standardVatCode	Corresponding VAT code according to the overview of standard codes.	String9	M	1..1	1

Example:

```
<d1:vatCodeDetail>
    <d1:vatCode>1</d1:vatCode>
    <d1:dateOfEntry>2020-01-01</d1:dateOfEntry>
    <d1:vatDesc>Salgsmoms varer og ydelser, 25 %</d1:vatDesc>
```

```
            <d1:standardVatCode>1</d1:StandardVatCode>
        </d1:vatCodeDetail>
```

3.12 periods

Description: List of periods used in the auditfile.

Mandatory, Repetitions: 1..U

Parent: auditfile/company/
(section: 3.1)

Children:

XML Element	Description	Type	Req	Rep.	Example
period	List of periods	<Structure type>	M	1..U	Section: 3.13

3.13 period

Description: Period used in the auditfile.

Mandatory, Repetitions: 1..U

Parent: auditfile/company/periods/
(section: 3.12)

Children:

XML Element	Description	Type	Req	Rep.	Example
periodNumber	Period number of the defined period. Fx fiscal year reference.	Nonnegativeinteger3	O	0..1	1
periodDesc	Description of the defined period.	String50	O	0..1	Januar
startDatePeriod	Start date of the defined period.	xsd:date	M	1..1	2020-01-01
startTimePeriod	Start time of the defined period.	xsd:time	M	1..1	06:53:44
endDatePeriod	End date of the defined period.	xsd:date	M	1..1	2020-01-31
endTimePeriod	End time of the defined period.	xsd:time	M	1..1	23:50:50

Example:

```
<d1:period>
    <d1:periodNumber></d1:periodNumber>
    <d1:periodDesc>Januar</d1:periodDesc>
    <d1:startDatePeriod>2020-01-01</d1:startDatePeriod>
    <d1:startTimePeriod>06:53:44</d1:startTimePeriod>
    <d1:endDatePeriod>2020-01-31</d1:endDatePeriod>
    <d1:endTimePeriod>23:50:50</d1:endTimePeriod>
</d1:period>
```

3.14 employees

Description: List of employees that, as users, are present in event and cash transactions for the

selected period. Mandatory, Repetitions: 1..U

Parent: auditfile/company/

(section: 3.1)

Children:

XML Element	Description	Type	Req	Rep.	Example
employee	List of employees	<Structure type>	M	1..U	Section: 3.15

3.15 employee

Description: Employee that, as users, are present in event and cash transactions for the selected period in the auditfile.

Mandatory, Repetitions: 1..U

Parent: auditfile/company/employees/

(section: 3.14)

Children:

XML Element	Description	Type	Req	Rep.	Example
empID	Unique employee ID	IdentificationString36	M	1..1	1001
dateOfEntry	Date of entry	xsd:date	M	1..1	2019-05-20
timeOfEntry	Time of entry	xsd:time	M	1..1	14:05:35
firstName	Employee first name.	String50	M	1..1	Lene
surName	Employee last name.	String100	M	1..1	Nielsen
employeeRole	Role of the employee	<Structure type>	O	0..U	Section: 3.16

Example:

```
<d1:period>
    <d1:empID>1001</d1:empID>
    <d1:dateOfEntry>2019-05-20</d1:dateOfEntry>
    <d1:timeOfEntry>14:05:35</d1:timeOfEntry>
    <d1:firstName>Lene</d1:firstName>
    <d1:surName>Nielsen</d1:surName>
    <d1:employeeRole>
        ....
    </d1:employeeRole>
</d1:period>
```

3.16 employeeRole

Description: Role of the employee.

Optional, Repetitions: 0..U

Parent: auditfile/company/employees/employee/
(section: 3.15)

Children:

XML Element	Description	Type	Req	Rep.	Example
roleType	Role of the employee	String50	M	1..1	Manager
roleTypeDesc	Description of the role type, rights and function	String100	O	0..1	Butikschef

Example:

```
<d1:employeeRole>
    <d1:roleType>Manager</d1:roleType>
    <d1:roleTypeDesc>Butikschef</d1:roleTypeDesc>
</d1:employeeRole>
```

3.17 articles

Description: List of articles in ctLine (section 6.2) for the selection period of the audit file.

Mandatory, Repetitions: 1..1

Parent: auditfile/company/
(section: 3.1)

Children:

XML Element	Description	Type	Req	Rep.	Example
article	List of articles	<Structure type>	M	1..U	Section: 3.18

3.18 article

Description: Articles in ctLine (Section 6.2) for the selection period of the audit file. It is not necessary to include all articles present in the cash register system. If several articles are combined in one ctLine use artGroupID if appropriate. In addition, cashTransLineDescr can be used to describe the article in the ctLine.

Mandatory, Repetitions: 1..U

Parent: auditfile/company/articles/
(section: 3.17)

Children:

XML Element	Description	Type	Req	Rep.	Example
artID	Article ID	IdentificationString36	M	1..1	22654
dateOfEntry	Article date of Entry.	xsd:date	M	1..1	2019-01-08

XML Element	Description	Type	Req	Rep.	Example
artGroupID	Article group ID. Refers to the group. Description of the code MUST be stated in "basics" (section 3.20)	IdentificationString36	O	0..1	100
artDesc	Description of the article	String999	M	1..1	Mørkt rugbrød, 750 g

Example:

```
<d1:article>
    <d1:artID>22654</d1:artID>
    <d1:dateOfEntry>2019-01-08</d1:dateOfEntry>
    <d1:artGroupID>100</d1:artGroupID>
    <d1:artDesc>Mørkt rugbrød, 750 g</d1:artDesc>
</d1:article>
```

3.19 basics

Description: List of basics element, which are used to define various master data, and translate system specific codes into predefined standard codes.

Mandatory Repetitions: 1..1

Parent: auditfile/company/
(section: 3.1)

Children:

XML Element	Description	Type	Req	Rep.	Example
basic	List of basic element	<Structure type>	M	1..U	Section: 3.20

3.20 basic

Description: The Basics element is used to define various master data, and translate system specific codes into predefined standard codes. Master data relevant to the Danish SAF-T Cash Register are primarily the transaction codes, codes for mode of payment, codes of events and codes for raise.

In recording the various transactions and events in a cash register, the system specific codes are written to the Danish SAF-T Cash Register datafile. There should ALWAYS be a corresponding basics element for each (system specific) code included in a Danish SAF-T Cash Register datafile.

Mandatory, Repetitions: 1..U

Parent: auditfile/company/basics/

(section: 3.19)

Children:

XML Element	Description	Type	Req	Rep.	Example
basicType	Two digits code indicating the type of master data that the element describes. See attachment for list of enumerated values.	String9	M	1..1	11
basicID	Unique code for the individual structure (typical system specific). The ID is required to be unique across the entire journal and all included basicTypes. For clarification: You are not to assign the same basicID value twice regardless of it relating to different basicTypes.	IdentificationString36	M	1..1	100
predefinedBasicID	Predefined 5 digits code that is included in addition to the company's own (system specific) basicID. When using this code, a mapping can be done between system specific basicID with standard defined codes listed in basicType 10, 11, 12 and 13. This element is mandatory for registering these basicType codes. See attachment for list of enumerated values.	String9	(M)	0..1	11001
basicDesc	System specific description of the master structure.	String999	M	1..1	Kontantsalg

Example

```
<d1:basic>
    <d1:basicType>11</d1:basicType>
    <d1:basicID>100</d1:basicID>
    <d1:predefinedBasicID>11001</d1:predefinedBasicID>
    <d1:basicDesc>Kontantsalg</d1:basicDesc>
</d1:basic>
```

4 XML elements in location and cashregister

The structure of the "location" and "cashregister" can be found in “*Dansk SAF-T datamodel v.1.4.0*” on Skat.dk.

4.1 location

Description: The location element contains data on the physical location of the cash register, for instance the address of a certain establishment, and all data elements holding ALL data in the audit file related to it.

Mandatory, Repetitions: 1..U

Parent: auditfile/company/

(section: 3.1)

Children:

XML Element	Description	Type	Req	Rep.	Example
name	Name of the location.	String100	O	0..1	Din lokale butik
streetAddress	Address of the location	<Structure type>	M	1..U	Section: 4.2
cashregister	The cash register element contains all data of each point of sale (cash register).	<Structure type>	M	1..U	Section: 4.3

Example:

```
<d1:location>
    <d1:name>Din lokale butik</d1:name>
    <d1:streetAddress>
        ...
    </d1:streetAddress>
    <d1:cashregister>
```

```
                ...
            </d1:cashregister>
        </d1:location>
```

4.2 streetAddress (location)

Description: Address of the location

Mandatory, Repetitions: 1..U

Parent: auditfile/company/location/
(section: 4.1)

Children:

XML Element	Description	Type	Req	Rep.	Example
streetname	Normally street name.	String100	M	1..1	Vejen
number	House number	String20	M	1..1	13
building	Building and letter in addition to house number	String20	(M)	0..1	B
additionalAddressDetails	Floor, door etc.	String20	O	0..1	2. th.
city	Name of the city/post district	String50	M	1..1	Nørreby

XML Element	Description	Type	Req	Rep.	Example
postalCode	Postal code for the relevant city/post district.	String20	M	1..1	7913
region	Country specific code to indicate regions / provinces within the tax authority.	String50	O	0..1	Mellemregionen
Country	Two-letter country code according to ISO 3166-1 alpha 2 standard.	Countrycode	M	1..1	DK

Example:

```
<d1:streetAddress>
    <d1:streetname>Vejen</d1:streetname>
    <d1:number>13</d1:number>
    <d1:building>B</d1:building>
    <d1:additionalAddressDetails>2. th.</n1:additionalAddressDetails>
    <d1:city>Nørreby</d1:city>
    <d1:postalCode>7913</d1:postalCode>
    <d1:country>DK</d1:country>
</d1:streetAddress>
```

4.3 cashregister

Description: The cashregister element contains all data of each point of sale (cash register).

Mandatory, Repetitions: 1..U

Parent: auditfile/company/location/
(section: 4.1)

Children:

XML Element	Description	Type	Req	Rep.	Example
registerID	The ID number of the cash register (the same as the number that must be printed on the receipt). See also "momsbekendtgørelsen", § 64, stk. 1 nr. 2e. This must be a unique description of the point of sale. There are no specific regulations on how to represent this. As a minimum it must be unique on each location, and preferably within a company. Examples are a combination of the licence ID and softwareversion. Other industry standard unique numbering systems can be used. When appropriate, unique hardware identification (serial nr) can be used.	String100	M	1..1	123.45678-A
regDesc	Logical description of the cash register or point of sale.	String999	O	0..1	Ved indgangen til butikken.
event	Stores activity not represented as a cash register transaction (cashtransaction) or transaction line (ctline).	<Structure type>	(M)	0..U	Section: 5.1
cashtransaction	The cash transaction element contains data about a transaction for which the cash register is used.	<Structure type>	(M)	0..U	Section: 6.1

Example:

```
<d1:cashregister>
    <d1:registerID>123.45678-A</d1:registerID>
    <d1:regDesc>Ved indgangen til butikken</d1:regDesc>
    <d1:event>
```

```
                ....
            </d1:event>
            <d1:cashtransaction>
                ....
            </d1:cashtransaction>
        </d1:cashregister>
```

5 XML elements in event and eventReport

The structure of the "event" and "eventReport" can be found in “*Dansk SAF-T datamodel v.1.4.0*” on Skat.dk.

5.1 event

Description: The event element stores activity not represented as a cash register transaction (cashtransaction) or transaction line (ctline).

Mandatory if available, Repetitions: 0..U

Parent: auditfile/company/location/cashregister/
(section: 4.3)

Children:

XML Element	Description	Type	Req	Rep.	Example
eventID	Unique system specific identification of this event.	IdentificationString36	M	1..1	500
eventType	Reference to the type of event. Description of the system specific code MUST be stated as a ‘basic’ in the ‘basics’ table with a unique.(basicType 6, 13 or 14).	IdentificationString36	M	1..1	DRAWOPEN
transID	Transaction ID. Should be used as a reference to the cash transaction ID. (Section: 6.1). This element is mandatory when registering an event code that relates to a cashtransaction. This includes: 13010, 13011, 13012, 13013, 13014, 13015, 13016, 13019, 13028.	IdentificationString36	(M)	0..1	11334455
empID	Reference to the employee. Employee MUST be included in the table "employees", Section: 3.15	IdentificationString36	M	1..1	1001
eventDate	Date of the event, time zones are optional.	xsd:date	M	1..1	2020-01-20
eventTime	Time of the event, time zones are optional.	xsd:time	M	1..1	10:13:45

XML Element	Description	Type	Req	Rep.	Example
eventText	Event text	String9999	O	0..1	Dette er en tekst
eventReport	A structure for Z and X report in accordance with moms-bekendtgørelsen" §64, stk. 1 para 5-6. It is mandatory to use this structure when representing the X/Z-report for reports taken for the selection period, using predefinedBasicID 13008 or 13009. For mandatory elements that has no instances for the report period, please use 0 – numeric value zero – for the element.	<Structure type>	(M)	0..1	Section: 5.2

pExample:

```
<d1:event>
    <d1:eventID>500</d1:eventID>
    <d1:eventType>DRAWOPEN</d1:eventType>
    <d1:transID>11334455</d1:transID>
    <d1:empID>500</d1:empID>
    <d1:eventDate>2020-01-20</d1:eventDate>
    <d1:eventTime>10:13:45</d1:eventTime>
    <d1:eventReport>
        ....
    </d1:eventReport>
</d1:event>
```

5.2 eventReport

Description: A structure for Z and X report in accordance with "momsbekendtgørelsen" § 64, stk. 1 para 5-6. It is mandatory to use this structure when representing the X/Z-report for reports taken for the selection period, using predefinedBasicID 13008 or 13009.

A Z-report is understood as a final report generated by the POS system (usually at the end of a day or shift). This report shows an overall summary of all transactions for the period following the creation of the latest Z-report. A Z-report resets the cash register counter and marks the end of an accounting period.

Likewise, an X-report is understood as a report which covers all transactions for the period following the creation of the latest Z-report. Unlike the Z-report, the creation of the X-report **does not** reset the cash register counter and does not (necessarily) mark the end of an accounting period.

For mandatory elements that has no instances for the report period, please use 0 – numeric value zero – for the element.Mandatory if available, Repetitions: 0..U

Parent: auditfile/company/location/cashregister/event/
(section: 0)

Children:

XML Element	Description	Type	Req	Rep.	Example
reportID	The number of the Z/X report. The Z report must be numbered consecutively with sequential number. The X report can be numbered consecutively with sequential number, but there is no obligation. As a minimum there must be a value present.	IdentificationString36	M	1..1	123
reportType	An inscription that the report is a Z/X report. This field is enumerated, and the only values allowed is “Z report” or “X report”.	Reporttypestring	M	1..1	Z report
companyIdent	Danish CVR-number See also Section: 3.1	IdentificationString36	M	1..1	99999999
companyName	The name of the company.	String100	M	1..1	Selskabet ApS
reportDate	Date of the Z report/X report, time zones are optional.	xsd:date	M	1..1	2020-01-10
reportTime	Time of the Z report/X report, time zones are optional.	xsd:time	M	1..1	23:58:10

XML Element	Description	Type	Req	Rep.	Example
registerID	The ID number of the cash register (the same as the number that must be printed on the receipt). See also "momsbekendtgørelsen", §64, stk. 1 para 2e. This must be a unique description of the point of sale. There are no specific regulatory demands on how to represent this. As a minimum it must be unique on each location, and preferably within a company. Examples are a combination of the licence ID and software version. Other industry standard unique numbering systems can be used. When appropriate, unique hardware identification (serial nr) can be used. See Section: 4.3	String100	M	1..1	123.45678-A
reportTotalCashSales	Total cash sales.	<Structure type>	M	1..1	Section: 5.3
reportArtGroups	List of numbers of cash sales and amounts broken down at minimum by main article groups.	<Structure type>	M	1..1	Section: 5.4
reportEmpArtGroups	List of numbers of cash sales and amounts broken down at minimum by main article groups, and for each individual operator if the cash register system has functionality for this.	<Structure type>	O	0..1	Section: 5.6
reportPayments	List of numbers of cash sales and amounts broken down by different means of payment.	<Structure type>	M	1..1	Section: 5.8
reportEmpPayments	List of numbers of cash sales and amounts broken down by different means of payment, and for each individual.	<Structure type>	M	1..1	Section: 5.10
reportTip	The number of tips and amount.	<Structure type>	O	0..1	Section: 5.12

XML Element	Description	Type	Req	Rep.	Example
reportCashSalesVat	Cash sales subject to value added tax and cash sales free from value added tax, as well as value added tax from cash sales subdivided into different value added tax rates.	<Structure type>	M	1..1	Section: 5.13
reportOpeningChange-Float	Opening change float	Amount2decimals	M	1..1	1234.00
reportEmpOpen-ingChangeFloats	List of opening change float per employee.	<Structure type>	O	0..1	Section: 5.15
reportReceiptNum	The number of cash sales receipts issued.	Nonnegativeinteger10	M	1..1	54
reportOpenCashBox-Num	The number of cash box openings.	Nonnegativeinteger10	M	1..1	53
reportReceiptCopyNum	The number of cash sales copy receipts.	Nonnegativeinteger10	M	1..1	52
reportReceiptCopyAmnt	Amount from copy receipts from cash sales.	Amount2decimals	M	1..1	543.21
reportReceiptProfor-maNum	The number of pro forma cash sales receipts	Nonnegativeinteger10	M	1..1	51
reportReceiptProfor-maAmnt	Pro forma cash sales receipts amount.	Amount2decimals	M	1..1	543.21
reportReturnNum	The number of returns from cash sales.	Nonnegativeinteger10	M	1..1	50
reportReturnAmnt	Returns amount from cash sales.	Amount2decimals	M	1..1	123.45
reportDiscountNum	The number of discounts.	Nonnegativeinteger10	M	1..1	49
reportDiscountAmnt	Discounts amount.	Amount2decimals	M	1..1	234.56

XML Element	Description	Type	Req	Rep.	Example
reportVoidTransNum	The number of non-completed cash sales.	Nonnegativeinteger10	M	1..1	48
reportVoidTransAmnt	Sum of amounts from non-completed cash sales.	Amount2decimals	M	1..1	456.78
reportCorrLines	List of numbers of line corrections specified by type and amount.	<Structure type>	M	1..1	Section: 5.17
reportPriceInquiries	List of numbers of price look-ups specified by product group and amount.	<Structure type>	M	1..1	Section: 5.19
reportOtherCorrs	List of numbers of other corrections specified by type and amount.	<Structure type>	M	1..1	Section: 5.21
reportReceiptDeliv-eryNum	Number of delivery receipts.	Nonnegativeinteger10	M	1..1	47
reportReceiptDeliv-eryAmnt	Sum of amounts from delivery receipts.	Amount2decimals	M	1..1	654.32
reportTrainingNum	Number of training mode transactions, both cash and credit sale.	Nonnegativeinteger10	M	1..1	46
reportTrainingAmnt	Sum of amounts from transactions/receipts in training mode, both cash and credit sale.	Amount2decimals	M	1..1	456.78
reportCreditSales	The number of credit sales and amount.	<Structure type>	O	0..1	Section: 5.23
reportCreditMemos	The number of credit memos and amount from credit sales.	<Structure type>	O	0..1	Section: 5.24
reportPayIns	List of numbers and amount of pay ins by type. If credit sales, specify payments regarding this as own type.	<Structure type>	O	0..1	Section: 5.25
reportPayOuts	List of numbers and amount of payouts by type.	<Structure type>	O	0..1	Section: 5.27

XML Element	Description	Type	Req	Rep.	Example
reportGrandTotalSales	Grand total sales are including cash sales and credit sales if cash register has the functionality for the latter, at the point of sale. Sales transactions registered in training mode is not to be included. The amount is including VAT for transactions eligible for VAT. This value acts as a running total of the previous Z.report reportGrandTotalSales + the current reportTotalCashSales. Keep in mind that this is gross revenue and does not include any return amounts. The total is to be accumulated from “0” on installations done after 2021-07-01 on the cash register system.	Amount2decimals	M	1..1	87654.32
reportGrandTotalReturn	Grand total amount of returns. Sales transactions registered in training mode is not to be included. The amount is including VAT for transactions eligible for VAT. The total is to be accumulated from “0” on installations done after 2021-07-01 on cash register system.	Amount2decimals	M	1..1	12345.67
reportGrandTotal-SalesNet	Grand total net is sales less returns. Sales transactions registered in training mode is not to be included. The amount is including VAT for transactions eligible for VAT. The total is to be accumulated from “0” on installations done after 2021-07-01 on cash register system.	Amount2decimals	M	1..1	75308.65

Example:

```
<d1:eventReport>
    <d1:reportID>123</d1:reportID>
    <d1:reportType>Z report</d1:reportType>
    <d1:companyIdent>99999999</d1:companyIdent>
    <d1:companyName>Selskabet ApS</d1:companyName>
    <d1:reportDate>2020-01-20</d1:reportDate>
    <d1:reportTime>23:58:10</d1:reportTime>
    <d1:registerID>123.45678-A</d1:registerID>
    <d1:reportTotalCashSales>
        ....
    </d1:reportTotalCashSales>
    <d1:reportArtGroups>
      <d1:reportArtGroup>
        ....
      </d1:reportArtGroup>
    </d1:reportArtGroups>
    <d1:reportEmpArtGroups>
      <d1:reportEmpArtGroup>
        ....
      </d1:reportEmpArtGroup>
    </d1:reportEmpArtGroups>
    <d1:reportPayments>
      <d1:reportPayment>
        ....
      </d1:reportPayment>
    </d1:reportPayments>
    <d1:reportEmpPayments>
      <d1:reportEmpPayment>
        ....
      </d1:reportEmpPayment>
    </d1:reportEmpPayments>
    <d1:reportTip>
        ....
    </d1:reportTip>
    <d1:reportCashSalesVat>
      <d1:reportCashSaleVat>
        ....
```

```
    </d1:reportCashSaleVat>
  </d1:reportCashSalesVat>
  <d1:reportOpeningChangeFloat>1234.00</d1:reportOpeningChangeFloat>
  <d1:reportEmpOpeningChangeFloats>
    <d1:reportEmpOpeningChangeFloat>
        ....
    </d1:reportEmpOpeningChangeFloat>
  </d1:reportEmpOpeningChangeFloats>
  <d1:reportReceiptNum>54</d1:reportReceiptNum>
  <d1:reportOpenCashBoxNum>53</d1:reportOpenCashBoxNum>
  <d1:reportReceiptCopyNum>52</d1:reportReceiptCopyNum>
  <d1:reportReceiptCopyAmnt>543.21</d1:reportReceiptCopyAmnt>
  <d1:reportReceiptProformaNum>51</d1:reportReceiptProformaNum>
  <d1:reportReceiptProformaAmnt>543.21</d1:reportReceiptProformaAmnt>
  <d1:reportReturnNum>50</d1:reportReturnNum>
  <d1:reportReturnAmnt>-123.45</d1:reportReturnAmnt>
  <d1:reportDiscountNum>49</d1:reportDiscountNum>
  <d1:reportDiscountAmnt>234.56</d1:reportDiscountAmnt>
  <d1:reportVoidTransNum>48</d1:reportVoidTransNum>
  <d1:reportVoidTransAmnt>456.78</d1:reportVoidTransAmnt>
  <d1:reportCorrLines>
    <d1:reportCorrLine>
        ....
    </d1:reportCorrLine>
  </d1:reportCorrLines>
  <d1:reportPriceInquiries>
    <d1:reportPriceInquiry>
        ....
    </d1:reportPriceInquiry>
  </d1:reportPriceInquiries>
  <d1:reportOtherCorrs>
    <d1:reportOtherCorr>
        ....
    </d1:reportOtherCorr>
  </d1:reportOtherCorrs>
  <d1:reportReceiptDeliveryNum>47</d1:reportReceiptDeliveryNum>
  <d1:reportReceiptDeliveryAmnt>654.32</d1:reportReceiptDeliveryAmnt>
  <d1:reportTrainingNum>46</d1:reportTrainingNum>
  <d1:reportTrainingAmnt>456.78</d1:reportTrainingAmnt>
```

```
            <d1:reportCreditSales>
                ....
            </d1:reportCreditSales>
            <d1:reportCreditMemos>
                ....
            </d1:reportCreditMemos>
            d1:reportPayIns>
              <d1:reportPayIn>
                ....
              </d1:reportPayIn>
            </d1:reportPayIns>
            d1:reportPayOuts>
              <d1:reportPayOut>
                ....
              </d1:reportPayOut>
             </d1:reportPayOuts>
            <d1:reportGrandTotalSales>87654.32</d1:reportGrandTotalSales>
            <d1:reportGrandTotalReturn>-12345.67</d1:reportGrandTotalReturn>
            <d1:reportGrandTotalSalesNet>75308.65</d1:reportGrandTotalSalesNet>
        </d1:eventreport>
```

5.3 reportTotalCashSales

Description: Total cash sales.

Mandatory, Repetitions: 1..1

Parent: auditfile/company/location/cashregister/event/eventReport/
(section: 5.2)

Children:

XML Element	Description	Type	Req	Rep.	Example
totalCashSaleAmnt	totalCashSaleAmnt amounts to the **gross revenue** for the cash register. This includes all cash- and credit sales if the cash register has the functionality for the latter, at the point of sale. This sum can be generated by 2 methods: 1 By summing all cash- and credit sales on ctLine level. 2 By summing all values on a cashtransaction level with the following transaction types (predefinedBasicID's): 11001, 11002, 11004, 11005, 11006, 11009, 11012, 11013, 11015, 11016, 11017 and adding the absolute amount from reportReturnAmnt. The reasoning beingthat all the mentioned transaction types are all types of cash-, credit sales and negative return values. Therefore, by adding the absolute amount of reportReturnAmnt we remove the negative return values and end on all cash- credit sales.	Amount2decimals	M	1..1	6543.21
accID	Unique account ID. (section: 3.9)	IdentificationString36	O	0..1	1010
accDesc	General ledger account description	String999	O	0..1	Salg af varer og ydelser m/moms

Example:

```
<d1:reportTotalCashSales>
    <d1:totalCashSaleAmnt>6543.21</d1:totalCashSaleAmnt>
    <d1:accID>1010</d1:accID>
    <d1:accDesc>Salg af varer og ydelser m/moms</d1:accDesc>
</d1:reportTotalCashSales>
```

5.4 reportArtGroups

Description: List of numbers of cash sales and amounts broken down at minimum by main article groups.

Mandatory, Repetitions: 1..1

Parent: auditfile/company/location/cashregister/event/eventReport/
(section: 5.2)

Children:

XML Element	Description	Type	Req	Rep.	Example
reportArtGroup	List of reportArtGroup element	<Structure type>	M	1..U	Section: 5.5

5.5 reportArtGroup

Description: The numbers of cash sales and amounts broken down at minimum by main article groups.

Mandatory, Repetitions: 1..U

Parent: auditfile/company/location/cashregister/event/eventReport/reportArtGroups/

(section: 5.4)

Children:

XML Element	Description	Type	Req	Rep.	Example
artGroupID	Article group ID. Refers to the group. Description of the code MUST be stated in "basics" (section 3.20)	IdentificationString36	M	1..1	100
artGroupNum	Number of cash sales in article group.	Amount6decimals	M	1..1	2
artGroupAmnt	Amount from cash sales in article group.	Amount2decimals	M	1..1	1234.56
accID	Unique account ID. (section: 3.9)	IdentificationString36	O	0..1	

XML Element	Description	Type	Req	Rep.	Example
accDesc	General ledger account description	String999	O	0..1	

Example:

```
<d1:reportArtGroup>
    <d1:artGroupID>100</d1:artGroupID>
    <d1:artGroupNum>2</d1:artGroupNum>
    <d1:artGroupAmnt>1234.56</d1:artGroupAmnt>
</d1:reportArtGroup>
```

5.6 reportEmpArtGroups

Description: List of numbers of cash sales and amounts broken down at minimum by main article groups, and for each individual operator if the cash register system has functionality for this.

Use if the Cash Register has this functionality. This requirement is not from Cash Register System Act regulations. This is advisable for industries that need this specification to comply with the book keeping regulations.

Optional, Repetitions: 0..1

Parent: auditfile/company/location/cashregister/event/eventReport/
(section: 5.2)

Children:

XML Element	Description	Type	Req	Rep.	Example
reportEmpArtGroup	List of reportEmpArtGroup element	<Structure type>	M	0..U	Section: 5.7

5.7 reportEmpArtGroup

Description: The number of cash sales and amounts broken down at minimum by main article groups, and for each individual operator if the cash register system has functionality for this.

Optional, Repetitions: 0..U

Parent: auditfile/company/location/cashregister/event/eventReport/reportEmpArtGroups/
(section: 5.6)

Children:

XML Element	Description	Type	Req	Rep.	Example
empID	Unique identification of the employee (refers to the empID of the employee element). Section: 3.15.	IdentificationString36	M	1..1	1003
artGroupID	Article group ID. Refers to the group. Description of the code MUST be stated in "basics" (section 3.20)	IdentificationString36	M	1..1	100
artGroupNum	Number of cash sales in article group.	Amount6decimals	M	1..1	2

XML Element	Description	Type	Req	Rep.	Example
artGroupAmnt	Amount from cash sales in article group.	Amount2decimals	M	1..1	1234.56
accID	Unique account ID. (section: 3.9)	IdentificationString36	O	0..1	
accDesc	General ledger account description	String999	O	0..1	

Example:

```
<d1:reportEmpArtGroup>
    <d1:empID>1003</d1:empID>
    <d1:artGroupID>100</d1:artGroupID>
    <d1:artGroupNum>2</d1:artGroupNum>
    <d1:artGroupAmnt>1234.56</d1:artGroupAmnt>
</d1:reportEmpArtGroup>
```

5.8 reportPayments

Description: List of numbers of cash sales and amounts broken down by different means of payment.

Mandatory, Repetitions: 1..1

Parent: auditfile/company/location/cashregister/event/eventReport/
(section: 5.2)

Children:

XML Element	Description	Type	Req	Rep.	Example
reportPayments	List of reportPayment element	<Structure type>	M	1..U	Section: 5.9

5.9 reportPayment

Description: The number of cash sales and amounts broken down by different means of payment. If no payment lines exist, fill in “NONE” as paymentType and “0” as paymentNum and “0.00” as “paymentAmnt”.

Mandatory, Repetitions: 1..U

Parent: auditfile/company/location/cashregister/event/eventReport/reportPayments/
(section: 5.8)

Children:

XML Element	Description	Type	Req	Rep.	Example
paymentType	Reference to the type of payment. Description of the code MUST be stated as a ‘basic’ in the ‘basics’ table with a unique basicID. (BasicType=12)	IdentificationString36	M	1..1	Cash
paymentNum	Number of payments.	Amount6decimals	M	1..1	1
paymentAmnt	Payment amount.	Amount2decimals	M	1..1	765.50
accID	Unique account ID. (section: 3.9)	IdentificationString36	O	0..1	1910
accDesc	General ledger account description	String999	O	0..1	Kassekonto

Example:

```
<d1:reportPayment>
    <d1:paymentType>Cash</d1:paymentType>
    <d1:paymentNum>1</d1:paymentNum>
    <d1:paymentAmnt>765.50</d1:paymentAmnt>
    <d1:accID>1910</d1:accID>
    <d1:accDesc>Kassekonto</d1:accDesc>
</d1:reportPayment>
```

5.10 reportEmpPayments

Description: List of numbers of cash sales and amounts broken down by different means of payment, and for each individual operator.

Mandatory, Repetitions: 1..1

Parent: auditfile/company/location/cashregister/event/eventReport/
(section: 5.2)

Children:

XML Element	Description	Type	Req	Rep.	Example
reportEmpPayment	List of reportEmpPayment element	<Structure type>	M	1..U	Section: 5.11

5.11 reportEmpPayment

Description: The number of cash sales and amounts broken down by different means of payment, and for each individual operator. If no payment lines exist, fill in “NONE” as paymentType and “0” as paymentNum and “0.00” as “paymentAmnt”.

Mandatory, Repetitions: 1..U

Parent: auditfile/company/location/cashregister/event/eventReport/reportEmpPayments/
(section: 5.10)

Children:

XML Element	Description	Type	Req	Rep.	Example
empID	Unique identification of the employee (refers to the empID of the employee element). Section: 3.15.	IdentificationString36	M	1..1	1003
paymentType	Reference to the type of payment. Description of the code MUST be stated as a ‘basic’ in the ‘basics’ table with a unique basicID. (BasicType=12).	IdentificationString36	M	1..1	Cash
paymentNum	Number of payments.	Amount6decimals	M	1..1	1
paymentAmnt	Payment amount.	Amount2decimals	M	1..1	765.50
accID	Unique account ID. (section: 3.9)	IdentificationString36	O	0..1	1920
accDesc	General ledger account description	String999	O	0..1	Bankkonto

Example:

```
<d1:reportEmpPayment>
    <d1:empID>1003</d1:empID>
    <d1:paymentType>Cash</d1:paymentType>
    <d1:paymentNum>1</d1:paymentNum>
    <d1:paymentAmnt>765.50</d1:paymentAmnt>
    <d1:accID>1920</d1:accID>
    <d1:accDesc>Bankkonto</d1:accDesc>
</d1:reportEmpPayment>
```

5.12 reportTip

Description: The number of tips and amount. Mandatory to use if the cash register system has functionality for this.

Optional, Repetitions: 0..1

Parent: auditfile/company/location/cashregister/event/eventReport/
(section: 5.2)

Children:

XML Element	Description	Type	Req	Rep.	Example
tipNum	Number of tips.	Amount6decimals	M	1..1	1
tipAmnt	Sum of tips amounts.	Amount2decimals	M	1..1	123.00
accID	Unique account ID. (section: 3.9)	IdentificationString36	O	0..1	1930

XML Element	Description	Type	Req	Rep.	Example
accDesc	General ledger account description	String999	O	0..1	Bankkonto drikkepenge

Example:

```
<d1:reportTip>
    <d1:tipNum>1</d1:tipNum>
    <d1;tipAmnt>123.50</d1:tipAmnt>
    <d1:accID>1930</d1:accID>
    <d1:accDesc>Bankkonto drikkepenge</d1:accDesc>
</d1:reportTip>
```

5.13 reportCashSalesVat

Description: List of Cash sales subject to value added tax and cash sales free from value added tax, as well as value added tax from cash sales subdivided into different value added tax rates.

Mandatory, Repetitions: 1..1

Parent: auditfile/company/location/cashregister/event/eventReport/
(section: 5.2)

Children:

XML Element	Description	Type	Req	Rep.	Example
reportCashSaleVat	List of reportCashSaleVat element	<Structure type>	M	1..U	Section: 5.14

5.14 reportCashSaleVat

Description: Cash sales subject to value added tax and cash sales free from value added tax, as well as value added tax from cash sales subdivided into different value added tax rates.

Mandatory, Repetitions: 1..U

Parent: auditfile/company/location/cashregister/event/eventReport/reportCashSalesVat/
(section: 5.13)

Children:

XML Element	Description	Type	Req	Rep.	Example
vatCode	Internal VAT code used by the cash register system.	String20	O	0..1	1
vatPerc	VAT percentage.	Decimal8	M	1..1	25.00
cashSaleAmnt	Total cash sales amount excluded VAT.	Amount2decimals	M	1..1	100.00
vatAmnt	VAT amount from cash sales.	Amount2decimals	M	1..1	25.00

XML Element	Description	Type	Req	Rep.	Example
vatAmntTp	Indication whether the VAT amount is debit or credit. Choose from the following enumerated values: C - Credit D - Debit	Debitcredittype	O	0..1	C
accID	Unique account ID. (section: 3.9)	IdentificationString36	O	0..1	1601
accDesc	General ledger account description	String999	O	0..1	Udgående moms, høj sats

Example:

```
<d1:reportCashSaleVat>
    <d1:vatCode>1</d1:vatCode>
    <d1:vatPerc>25.00</d1:vatPerc>
    <d1:cashSaleAmnt>100.00</d1:cashSaleAmnt>
    <d1:vatAmnt>25.00</d1:vatAmnt>
    <d1:vatAmntTp>C</d1:vatAmntTp>
    <d1:accID>1601</d1:accID>
    <d1:accDesc>Udgående moms, høj sats</d1:accDesc>
</d1:reportCashSaleVat>
```

5.15 reportEmpOpeningChangeFloats

Description: List of opening change float per employee.

Optional, Repetitions: 0..1

Parent: auditfile/company/location/cashregister/event/
eventReport/ (section: 5.2)

Children:

XML Element	Description	Type	Req	Rep.	Example
reportEmpOpen-ingChangeFloat	List of reportEmpOpeningChangeFloat element	<Structure type>	M	1..U	Section: 5.16

5.16 reportEmpOpeningChangeFloat

Description: The opening change float per employee.

Mandatory, Repetitions: 1..U

Parent: auditfile/company/location/cashregister/event/eventReport/reportEmpOpeningChangeFloats/ (section: 5.16)

Children:

XML Element	Description	Type	Req	Rep.	Example
empID	Unique identification of the employee (refers to the empID of the employee element). Section: 3.15.	IdentificationString36	M	1..1	1003
openingChangeFloat-Amnt	Opening change float amount per employee.	Amount2decimals	M	1..1	1234.00
accID	Unique account ID. (section: 3.9)	IdentificationString36	O	0..1	1930
accDesc	General ledger account description	String999	O	0..1	Bankkonto, drikkepenge

Example:

```
<d1:reportEmpOpeningChangeFloat>
    <d1:empID>1003</d1:empID>
    <d1:openingChangeFloatAmnt>1234.00</d1:openingChangeFloatAmnt>
    <d1:accID>1930</d1:accID>
    <d1:accDesc>Bankkonto, drikkepenge</d1:accDesc>
</d1:reportEmpOpeningChangeFloat>
```

5.17 reportCorrLines

Description: List of numbers of line corrections specified by type and amount.

Mandatory, Repetitions: 1..1

Parent: auditfile/company/location/cashregister/event/eventReport/
(section: 5.2)

Children:

XML Element	Description	Type	Req	Rep.	Example
reportCorrLine	List of reportCorrLine element	<Structure type>	M	1..U	Section: 5.18

5.18 reportCorrLine

Description: The number of line corrections specified by type and amount. Use for reporting of corrections of lines. If no corrections of lines exist, fill in “NONE” as corrLineType and “0” as corrLineNum and “0.00” as corrLineAmnt.

Mandatory, Repetitions: 1..U

Parent: auditfile/company/location/cashregister/event/eventReport/reportCorrLines/
(section: 5.17)

Children:

XML Element	Description	Type	Req	Rep.	Example
corrLineType	Type of line correction.	IdentificationString36	M	1..1	Ændring af sidste linje

XML Element	Description	Type	Req	Rep.	Example
corrLineNum	Number of line corrections.	Nonnegativeinteger10	M	1..1	12
corrLineAmnt	Amount from line corrections.	Amount2decimals	M	1..1	456.78

Example:

```
<d1:reportCorrLine>
    <d1:corrLineType>Ændring af sidste linje</d1:corrLineType>
    <d1:corrLineNum>12</d1:corrLineNum>
    <d1:corrLineAmnt>456.78</d1:corrLineAmnt>
</d1:reportCorrLine>
```

5.19 reportPriceInquiries

Description: List of numbers of price look-ups specified by product group and amount.

Mandatory, Repetitions: 1..1

Parent: auditfile/company/location/cashregister/event/eventReport/
(section: 5.2)

Children:

XML Element	Description	Type	Req	Rep.	Example
reportPriceInquiry	List of reportPriceInquiry element	<Structure type>	M	1..U	Section: 5.18

5.20 reportPriceInquiry

Description: The number of price look-ups specified by product group and amount.

Mandatory, Repetitions: 1..U

Parent: auditfile/company/location/cashregister/event/eventReport/reportPriceInquiries/ (section: 5.19)

Children:

XML Element	Description	Type	Req	Rep.	Example
priceInquiryGroup	Article group ID. Refers to the group. Description of the code MUST be stated in "basics" (section 3.20)	IdentificationString36	M	1..1	100
priceInquiryNum	The number of price inquiries.	Nonnegativeinteger10	M	1..1	12
priceInquiryAmnt	Sum of amounts of the inquiries.	Amount2decimals	M	1..1	456.78

Example:

```
<d1:reportPriceInquiry>
    <d1:priceInquiryGroup>100</d1:priceInquiryGroup>
    <d1:priceInquiryNum>12</d1:priceInquiryNum>
    <d1:priceInquiryAmnt>456.78</d1:priceInquiryAmnt>
</d1:reportPriceInquiry>
```

5.21 reportOtherCorrs

Description: List of numbers of other corrections specified by type and amount. Use for reporting of corrections not specified elsewhere. If no other corrections exist, fill in “NONE” as otherCorrType and “0” as otherCorrNum and “0.00” as otherCorrAmnt.

Mandatory, Repetitions: 1..1

Parent: auditfile/company/location/cashregister/event/eventReport/
(section: 5.2)

Children:

XML Element	Description	Type	Req	Rep.	Example
reportCorrLine	List of reportOtherCorr element	<Structure type>	M	1..U	Section: 5.22

5.22 reportOtherCorr

Description: The number of other corrections specified by type and amount.

Mandatory, Repetitions: 1..U

Parent: auditfile/company/location/cashregister/event/eventReport/reportOtherCorrs/ (section: 5.21)

Children:

XML Element	Description	Type	Req	Rep.	Example
otherCorrType	Type of other correction.	IdentificationString36	M	1..1	ABC
otherCorrNum	Number of other corrections.	Nonnegativeinteger10	M	1..1	12
otherCorrAmnt	Amount from other corrections.	Amount2decimals	M	1..1	456.78

Example:

```
<d1:reportOtherCorr>
    <d1:otherCorrType>ABC</d1:otherCorrType>
    <d1:otherCorrNum>12</d1:otherCorrNum>
    <d1:otherCorrAmnt>456.78</d1:otherCorrAmnt>
</d1:reportOtherCorr>
```

5.23 reportCreditSales

Description: The number of credit sales and amount.

Optional, Repetitions: 0..1

Parent: auditfile/company/location/cashregister/event/eventReport/ (section: 5.2)

Children:

XML Element	Description	Type	Req	Rep.	Example
creditSalesNum	Number of credit sales.	Nonnegativeinteger10	M	1..1	12
creditSalesAmnt	Amount from credit sales.	Amount2decimals	M	1..1	1234.56
accID	Unique account ID. (section: 3.9)	IdentificationString36	O	0..1	3001
accDesc	General ledger account description	String999	O	0..1	Salg, kredit

Example:

```
<d1:reportCreditSales>
    <d1:creditSalesNum>ABC</d1:creditSalesNum>
    <d1:creditSalesAmnt>1234.56</d1:creditSalesAmnt>
    <d1:accID>3001</d1:accID>
    <d1:accDesc>Salg, kredit</d1:accDesc>
</d1:reportCreditSales>
```

5.24 reportCreditMemos

Description: The number of credit memos and amount from credit sales.

Optional, Repetitions: 0..1

Parent: auditfile/company/location/cashregister/event/eventReport/ (section: 5.2)

Children:

XML Element	Description	Type	Req	Rep.	Example
creditMemosNum	Number of credit memos from credit sales.	Nonnegativeinteger10	M	1..1	12
creditMemosAmnt	Sum of amount of credit memos from credit sales.	Amount2decimals	M	1..1	1234.56
accID	Unique account ID. (section: 3.9)	IdentificationString36	O	0..1	3001
accDesc	General ledger account description	String999	O	0..1	Salg, kredit

Example:

```
        <d1:reportCreditMemos>
            <d1:creditMemosNum>ABC</d1:creditMemosNum>
```

```
            <d1:creditMemosAmnt>1234.56</d1:creditMemosAmnt>
            <d1:accID>3001</d1:accID>
            <d1:accDesc>Salg, kredit</d1:accDesc>
        </d1:reportCreditMemos>
```

5.25 reportPayIns

Description: List of numbers and amount of payins by type. If credit sales, specify payments regarding this as own type.

Optional, Repetitions: 0..1

Parent: auditfile/company/location/cashregister/event/eventReport/
(section: 5.2)

Children:

XML Element	Description	Type	Req	Rep.	Example
reportPayIn	List of reportPayIn element	<Structure type>	M	1..U	Section: 5.26

5.26 reportPayIn

Description: The number and amount of payins by type. If credit sales, specify payments regarding this as own type.

Mandatory, Repetitions: 1..U

Parent: auditfile/company/location/cashregister/event/eventReport/reportPayIns/
(section: 5.25)

Children:

XML Element	Description	Type	Req	Rep.	Example
payInType	Type of pay ins.	IdentificationString36	M	1..1	Cash refill
payInNum	Number of pay ins per type.	Nonnegativeinteger10	M	1..1	1
payInAmnt	Amount of pay ins per type.	Amount2decimals	M	1..1	2500.00
accID	Unique account ID. (section: 3.9)	IdentificationString36	O	0..1	1907
accDesc	General ledger account description	String999	O	0..1	Kasse, indbetalinger

Example:

```
<d1:reportPayIn>
    <d1:payInType>Cash refill</d1:payInType>
    <d1:payInNum>1</d1:payInNum>
    <d1:payInAmnt>2500.00</d1:payInAmnt>
    <d1:accID>1907</d1:accID>
    <d1:accDesc>Kasse, indbetalinger</d1:accDesc>
</d1:reportPayIn>
```

5.27 reportPayOuts

Description: List of numbers and amount of payouts by type.

Optional, Repetitions: 0..1

Parent: auditfile/company/location/cashregister/event/eventReport/ (section: 5.2)

Children:

XML Element	Description	Type	Req	Rep.	Example
reportPayOut	List of reportPayOut element	<Structure type>	M	1..U	Section: 5.28

5.28 reportPayOut

Description: The number and amount of payouts by type.

Mandatory, Repetitions: 1..U

Parent: auditfile/company/location/cashregister/event/eventReport/reportPayOuts/ (section: 5.27)

Children:

XML Element	Description	Type	Req	Rep.	Example
payOutType	Type of payout.	IdentificationString36	M	1..1	Cash drop
payOutNum	Number of payouts per type.	Nonnegativeinteger10	M	1..1	1
payOutAmnt	Amount of payouts per type.	Amount2decimals	M	1..1	1250.50
accID	Unique account ID. (section: 3.9)	IdentificationString36	O	0..1	1908
accDesc	General ledger account description	String999	O	0..1	Kasse, udtagning af penge

Example:

```
<d1:reportPayOut>
    <d1:payOutType>Cash drop</d1:payOutType>
    <d1:payOutNum>1</d1:payOutNum>
    <d1:payOutAmnt>1250.50</d1:payOutAmnt>
    <d1:accID>1908</d1:accID>
    <d1:accDesc>Kasse, udtagning af penge</d1:accDesc>
</d1:reportPayOut>
```

6 XML elements in cashtransaction

The structure of the "cashtransaction" can be found in "*Dansk SAF-T datamodel v.1.4.0*" on Skat.dk.

6.1 cashtransaction

Description: The cash transaction element contains data about a transaction for which the cash register is used.

Mandatory if available, Repetitions: 0..U

Parent: auditfile/company/location/cashregister/
(section: 4.3)

Children:

XML Element	Description	Type	Req	Rep.	Example
nr	Transaction number, also used as reference to the ctLine - nr - element. This must be a unique, sequential number within a journal. Note that this "sequence chain" does not need to start with '0' but can be any series of numbers as long as it is unique for the journal and fully sequential from first till last entry. Further note that the sequence is unique per CVR number, meaning that if multiple cash registers are present, they are assigned numbers from the same singular sequence, and not an individual sequence per register.	IdentificationString36	M	1..1	123456789, 123456790, 123456791

transID	Transaction ID. Another unique internal, sequential ID used by the cash register system. This can be identical to the element “nr” mentioned above.	IdentificationString36	M	1..1	123456789, 123456790, 123456791
transType	Transaction type. Description of the code MUST be declared as a ‘basic’ in the ‘basics’ table with a unique basicID. (basicType 11)	IdentificationString36	M	1..1	CASHSAL
transAmntIn	The amount involved in the transaction, including VAT.	Amount2decimals	M	1..1	1250.00
transAmntEx	The amount involved in the transaction, excluding VAT.	Amount2decimals	M	1..1	1000.00

XML Element	Description	Type	Req	Rep.	Example
amntTp	Amount type. Choose between the following enumerations: D - Debit C – Credit An increase in revenue (such as sales) is to be marked as C, while a decrease in revenue (such as returns) is to be marked as D	Debitcredittype	M	1..1	C
empID	Unique identification of the employee who has performed the transaction (refers to the empID of the employee element). Section: 3.15.	IdentificationString36	M	1..1	1003
custSupID	Unique identification of customer or supplier (refers to customerSupplier table). Section: 3.5	IdentificationString36	O	0..1	100
periodNumber	Period number. See table/structure ‘period’. Section: 3.13	Nonnegativeinteger3	O	0..1	5
transDate	Date at which the transaction was performed, time zones are optional.	xsd;date	M	1..1	2014-01-01 or 2014-01-01Z or 2014-01-01:+01:00
transTime	Time at which the transaction was performed, time zones are optional	xsd:time	M	1..1	01:01:01 or 01:01:01Z or 01:01:01+01:00
bookDate	Booking date of order or e.g. table in a restaurant, time zones are optional.	xsd:date	O	0..1	2020-01-10
bookTime	Booking time of order or e.g. table in a restaurant, time zones are optional.	xsd:time	O	0..1	11:30:00
invoiceID	The identification of the invoice, if the transaction is a credit sale and the system has the information available. This is used when issuing a delivery receipt for the transaction, which must be done when using the cash register system for credit sales.	IdentificationString36	O	0..1	4567893

XML Element	Description	Type	Req	Rep.	Example
refID	Description on how this transaction can be identified, a system specific reference. This can also be the table number in a restaurant, or other booking reference.	String9999	O	0..1	Bord 17
desc	Other/further description of the transaction.	String9999	O	0..1	Lirum Larum
ctLine	The ctLine element contains details data of a transaction. If, for instance, the transaction describes a sales slip, the ctLines are the slip lines. The data not described in the cash transaction element, are described in the ctLine.	<Structure type>	(M)	0..U	Section: 6.2
vat	Element with VAT data.	<Structure type>	O	0..U	Section: 6.3
savings	Element with savings data.	<Structure type>	O	0..U	Section: 6.4
discount	Element with discount data.	<Structure type>	O	0..U	Section: 6.5
raise	Element with raise data.	<Structure type>	O	0..U	Section: 6.6
rounding	For recording any rounding of figures.	<Structure type>	O	0..1	Section: 6.7
payment	Payment regarding this transaction.	<Structure type>	(M)	0..U	Section: 6.8
signature	The digital RSA signature of the cashtransaction.	String999	M	1..1	MIICWgIBAAKBgQCsN…..
keyVersion	KeyVersion from OCES3 certificate.	String50	M	1..1	3
certificateData	The OCES certificate without private key (related to the RSA signature) in PEM X.509 version. For further description please see document: Danish Cash Register Act - Guideline for implementing digital signature.	String	M	1..1	-----BEGIN CERTIFICATE----- MIIGfDCCBDCgAwIBAgIUfdkPhr..... -----END CERTIFICATE-----
receiptNum	Number of receipts issued for the transaction.	Nonnegativeinteger3	O	0..1	1
receiptCopyNum	Number of copy receipts issued from the point of sale/cash register, for this transaction.	Nonnegativeinteger3	O	0..1	1

XML Element	Description	Type	Req	Rep.	Example
receiptProformaNum	Number of pro forma receipts for the transaction.	Nonnegativeinteger3	O	0..1	2
receiptDeliveryNum	Number of delivery receipts for the transaction.	Nonnegativeinteger3	O	0..1	0
voidTransaction	Specifies whether the transaction has been cancelled. Use if cash register has the functionality. Boolean, please use: Cancelled = true Not cancelled = false	Flag	M	1..1	true false
trainingID	Specifies whether this is a training cash transaction or not. Use if cash register has the functionality. Boolean, please use: Training = true Not training = false	Flag	M	1..1	true false

Example:

```
<d1:cashtransaction>
    <d1:nr>123456789</d1:nr>
    <d1:transID>11334455</d1:transID>
    <d1:transType>CASHSAL</d1:transType>
    <d1:transAmntIn>1250.00</d1:transAmntIn>
    <d1:transAmntEx>1250.00</d1:transAmntEx>
    <d1:amntTp>C</d1:amntTp>
    <d1:empID>1003</d1:empID>
    <d1:custSupID>100</d1:custSupID>
    <d1:periodNumber>1</d1:periodNumber>
    <d1:transDate>2020-01-10</d1:transDate>
    <d1:transTime>11:30:00</d1:transTime>
    <d1:ctLine>
        ....
    </d1:ctLine>
    <d1:vat>
```

```
            ...
        </d1:vat>
        <d1:savings>
            ...
        </d1:saving>
        <d1:discount>
            ...
        </d1:discount>
        <d1:raise>
            ...
        </d1:raise>
        <d1:rounding>
            ...
        </d1:rounding>
        <d1:payment>
            ...
        </d1:payment>
        <d1:receiptNum>2</d1:receiptNum>
        <d1:receiptCopyNum>0</d1:receiptCopyNum>
        <d1:trainingID>false</d1:trainingID>
    </d1:cashtransaction>
```

6.2 ctLine

Description: The ctLine element contains details data of a transaction. For instance, if the transaction describes a sales slip, the ctLines are the slip lines. The data not described in the cash transaction element, are described in the ctLine.

Mandatory if available, Repetitions: 0..U

Only optional if PredefinedBasicID is one of the following: 11005, 11007, 11010, 11011.

Parent: auditfile/company/location/cashregister/cashtransaction/
(section:6.1)

Children:

XML Element	Description	Type	Req	Rep.	Example
nr	Transaction number, also used as reference to the cash-transaction - nr - element. This must be a unique, sequential number within a journal. This will be the same as the number stated on the issued receipt.	IdentificationString36	M	1..1	123456789
lineID	Transaction line number. Should be a unique sequential number within a transaction.	IdentificationString36	M	1..1	1
lineType	Reference to ticketline codes. Description of the code must be stated as a 'basic' in the 'basics' table with a unique. (BasicType = 5)	IdentificationString36	M	1..1	Sale, correction, returns, booking, deposit, gift certificate, etc.
artGroupID	Article group ID. Refers to the item group. Description of the code must be stated as a 'basic' in the 'basics' table with a unique basicID. (BasicType = 4)	IdentificationString36	O	0..1	100
artID	Unique article ID. Section 3.18. Mandatory when cashtransaction relates to article(s). Only optional if PredefinedBasicID is one of the following: 11005, 11007, 11010, 11011.	IdentificationString36	(M)	0..1	22654
Qnt	Quantity of an article. Mandatory when cashtransaction relates to article(s). Only optional if PredefinedBasicID is one of the following: 11005, 11007, 11010, 11011.	Amount6decimals	(M)	0..1	1.12
lineAmntIn	Line amount, VAT included.	Amount2decimals	M	1..1	1250.00
lineAmntEx	Line amount, VAT excluded.	Amount2decimals	M	1..1	1000.00

XML Element	Description	Type	Req	Rep.	Example
amntTp	Amount type. Choose between the following enumerations: D - Debit C – Credit An increase revenue (such as sales) is to be marked as C, while a decrease in revenue (such as returns) is to be marked as D	Debitcredittype	M	1..1	C
ppu	Price per unit.	Amount6decimals	O	0..1	
costPrice	Cost price of the article.	Amount2decimals	O	0..1	
costID	Reference to the cost center. Description of the code must be stated as a 'basic' in the 'basics' table with a unique basicID. (BasicType = 1)	IdentificationString36	O	0..1	
costObjID	Reference to the cost carrier. Description of the code must be stated as a 'basic' in the 'basics' table with a unique basicID. (BasicType = 1)	IdentificationString36	O	0..1	
projID	Reference to project (instead of cost type and cost center). Description of the code must be stated as a 'basic' in the 'basics' table with a unique basicID. (BasicType = 3)	IdentificationString36	O	0..1	
empID	Unique identification of the employee who has performed this transaction (refers to the empID of the employee element). Section 3.15	IdentificationString36	O	0..1	1001
lineAmntInAccID	Amount (VAT included) Account ID. Unique ledger account code. (section: 3.9)	IdentificationString36	O	0..1	
cashTransLineDescr	Cash transaction line description.	String9999	O	0..1	
lineDate	Line date, time zones are optional.	xsd:date	O	0..1	2020-01-04
lineTime	Line time, time zones are optional.	xsd:time	O	0..1	22:34:56

XML Element	Description	Type	Req	Rep.	Example
vat	Element with VAT data.	<Structure type>	O	0..1	Section: 6.9
savings	Element with savings data	<Structure type>	O	0..U	Section: 6.10
discount	Element with discount data.	<Structure type>	O	0..U	Section: 6.11
raise	Element with raise data.	<Structure type>	O	0..U	Section: 6.12

Example:

```
<d1:ctLine>
    <d1:nr>123456789</d1:nr>
    <d1:lineID>1</d1:lineID>
    <d1:lineType>SALE</d1:lineType>
    <d1:artGroupID>100</d1:artGroupID>
    <d1:artID>22654</d1:artID>
    <d1:qnt>1.12</d1:qnt>
    <d1:lineAmntIn>1250.00</d1:lineAmntIn>
    <d1:lineAmntEx>1000.00</d1:lineAmntEx>
    <d1:amntTp>C</d1:amntTp>
    <d1:empID>1003</d1:empID>
    <d1:lineDate>2020-01-10</d1:lineDate>
    <d1:lineTime>11:30:00</d1:lineTime>
    <d1:vat>
        …
    </d1:vat>
    <d1:savings>
        …
    </d1:savings>
    <d1:discount>
        …
    </d1:discount>
    <d1:raise>
```

```
                ...
            </d1:raise>
        </d1:ctLine>
```

6.3 vat (cashtransaction)

Description: Element with VAT data.

Optional, Repetitions: 0..U

Parent: auditfile/company/location/cashregister/cashtransaction/
(section:6.1)

Children:

XML Element	Description	Type	Req	Rep.	Example
vatCode	The VAT Codes used by the cash register system. The VAT codes must be stated in vatCodeDetails. Section: 3.11	String20	O	0..1	31
vatPerc	VAT percentage.	Decimal8	O	0..1	25.00
vatAmnt	VAT amount.	Amount2decimals	M	1..1	250.00

XML Element	Description	Type	Req	Rep.	Example
vatAmntTp	Indication whether the VAT amount is debit or credit. Choose from the following enumerated values: C - Credit D - Debit	Debitcredittype	O	0..1	C
vatBasAmnt	Base amount for VAT calculation.	Amount2decimals	O	0..1	1000.00
accID	Unique account ID. (section: 3.9)	IdentificationString36	O	0..1	

Example:

```
<d1:vat>
    <d1:vatCode>31</d1:vatCode>
    <d1:vatPerc>25.00</d1:vatPerc>
    <d1:vatAmnt>250.00</d1:vatAmnt>
    <d1:vatAmntTp>1250.00</d1:vatAmntTp>
    <d1:vatBasAmnt>1250.00</d1:vatBasAmnt>
</d1:vat>
```

6.4 savings (cashtransaction)

Description: Element with savings data.

Optional, Repetitions: 0..U

Parent: auditfile/company/location/cashregister/
cashtransaction/ (section: 6.1)

Children:

XML Element	Description	Type	Req	Rep.	Example
savingsType	Reference to the type of savings system. Description of the code MUST be stated as a 'basic' in the 'basics' table with a unique basicID.(BasicType=7).	IdentificationString36	M	1..1	3F2
savingsUnits	Number of units.	Nonnegativeinteger10	M	1..1	1
empID	Unique employee ID. (section: 3.15)	IdentificationString36	O	0..1	1003
accID	Unique account ID. (section: 3.9)	IdentificationString36	O	0..1	

Example:

```
<d1:savings>
    <d1:savingsType>3F2</d1:savingsType>
    <d1:savingsUnits>1</d1:savingsUnits>
    <d1:empID>1003</d1:empID>
</d1:savings>
```

6.5 discount (cashtransaction)

Description: Element with discount data.

Optional, Repetitions: 0..U

Parent: auditfile/company/location/cashregister/cashtransaction/
(section: 6.1)

Children:

XML Element	Description	Type	Req	Rep.	Example
dscTp	Reference to the type of discount. Description of the code MUST be stated as a 'basic' in the 'basics' table with a unique basicID.(BasicType=08).	IdentificationString36	M	1..1	20DIS
dscAmnt	Discount amount.	Amount2decimals	M	1..1	135.67
empID	Unique employee ID. (section: 3.15)	IdentificationString36	O	0..1	1003
accID	Unique account ID. (section: 3.9)	IdentificationString36	O	0..1	

Example:

```
<d1:discount>
    <d1:dscTp>20DIS</d1:dscTp>
    <d1:dscAmnt>135.67</d1:dscAmnt>
    <d1:empID>1003</d1:empID>
</d1:discount>
```

6.6 raise (cashtransaction)

Description: Element with raise data.

Optional, Repetitions: 0..U

Parent: auditfile/company/location/cashregister/cashtransaction/ (section: 6.1)

Children:

XML Element	Description	Type	Req	Rep.	Example
raiseType	Reference to the type of mark-up. This can be used to represent tip amounts, on transaction level, if the cash register has the functionality. The code MUST be stated as a 'basic' in the 'basics' table with a unique basicID. (BasicType=10).	IdentificationString36	M	1..1	TIP
raiseAmnt	Raise amount.	Amount2decimals	M	1..1	50.00
empID	Unique employee ID. (section: 3.15)	IdentificationString36	O	0..1	1003
accID	Unique account ID. (section: 3.9)	IdentificationString36	O	0..1	

Example:

```
        <d1:raise>
            <d1:raiseType>3F2</d1:raiseType>
            <d1:raiseAmnt>50.00</d1:raiseAmnt>
            <d1:empID>1003</d1:empID>
        </d1:raise>
```

6.7 rounding

Description: For recording any rounding of figures.

Optional, Repetitions: 0..1

Parent: auditfile/company/location/cashregister/cashtransaction/
(section: 6.1)

Children:

XML Element	Description	Type	Req	Rep.	Example
roundingAmnt	Rounding amount.	Amount2decimals	O	0..1	0.11
accID	Unique account ID. (section: 3.9)	IdentificationString36	O	0..1	

Example:

```
<d1:rounding>
    <d1:roundingAmnt>0.11</d1:roundingAmnt>
</d1:rounding>
```

6.8 payment

Description: Payment regarding this transaction.

Mandatory if available, Repetitions: 0..U

Only optional if PredefinedBasicID is one of the following: 11007, 11010, 11011, 11013, 11014.

Parent: auditfile/company/location/cashregister/cashtransaction/

(section: 6.1)

Children:

XML Element	Description	Type	Req	Rep.	Example
paymentType	Reference to the type of payment. Description of the code must be stated as a 'basic' in the 'basics' table with a unique basicID. (BasicType=12)	IdentificationString36	M	1..1	Cash
paidAmnt	Paid amount.	Amount2decimals	M	1..1	1250.00
empID	Unique employee ID. (section: 3.15)	IdentificationString36	M	1..1	1003

XML Element	Description	Type	Req	Rep.	Example
curCode	Three-letter currency code according to ISO 4217 standard.	Currencycode	O	0..1	DKK
exchRt	Exchange rate.	Amount6decimals	O	0..1	1.000000
paymentRefID	Transaction ID from payment terminal when integrated with the cash register system and transaction ID is stated on the sales receipt. Mandatory for integrated solutions including: 12002, 12003, 12011.	String999	(M)	0..1	123-6543-123
accID	Unique account ID. (section: 3.9)	IdentificationString36	O	0..1	

Example:

```
<d1:payment>
    <d1:paymentType>Cash</d1:paymentType>
    <d1:paidAmnt>1250.00</d1:paidAmnt>
    <d1:empID>1003</d1:empID>
    <d1:curCode>DKK</d1:curCode>
    <d1:exchRt>1.000000</d1:exchRt>
    <d1:paymentRefID>123-6543-123</d1:paymentRefID>
</d1:payment>
```

6.9 vat (ctLine)

Description: Element with VAT data.

Optional, Repetitions: 0..1

Parent: auditfile/company/location/cashregister/cashtransaction/ctLine/
(section: 6.2)

Children:

XML Element	Description	Type	Req	Rep.	Example
vatCode	The VAT Codes used by the cash register system. The VAT codes must be stated in vatCodeDetails. Section: 3.11	String20	O	0..1	31
vatPerc	VAT percentage.	Decimal8	O	0..1	25.00
vatAmnt	VAT amount.	Amount2decimals	M	1..1	250.00
vatAmntTp	Indication whether the VAT amount is debit or credit. Choose from the following enumerated values: C - Credit D - Debit	Debitcredittype	O	0..1	C
vatBasAmnt	Base amount for VAT calculation.	Amount2decimals	O	0..1	1000.00
accID	Unique account ID. (section: 3.9)	IdentificationString36	O	0..1	

Example:

```
        <d1:vat>
            <d1:vatCode>31</d1:vatCode>
```

```
            <d1:vatPerc>25.00</d1:vatPerc>
            <d1:vatAmnt>250.00</d1:vatAmnt>
            <d1:vatAmntTp>1250.00</d1:vatAmntTp>
            <d1:vatBasAmnt>1250.00</d1:vatBasAmnt>
        </d1:vat>
```

6.10 savings (ctLine)

Description: Element with savings data.

Optional, Repetitions: 0..U

Parent: auditfile/company/location/cashregister/cashtransaction/ctLine/

(section: 6.2)

Children:

XML Element	Description	Type	Req	Rep.	Example
savingsType	Reference to the type of savings system. Description of the code MUST be stated as a 'basic' in the 'basics' table with a unique basicID.(BasicType=7).	IdentificationString36	M	1..1	3F2
savingsUnits	Number of units.	Nonnegativeinteger10	M	1..1	1
empID	Unique employee ID. (section: 3.15)	IdentificationString36	O	0..1	1003

XML Element	Description	Type	Req	Rep.	Example
accID	Unique account ID. (section: 3.9)	IdentificationString36	O	0..1	

Example:

```
<d1:savings>
    <d1:savingsType>3F2</d1:savingsType>
    <d1:savingsUnits>1</d1:savingsUnits>
    <d1:empID>1003</d1:empID>
</d1:savings>
```

6.11 discount (ctLine)

Description: Element with discount data.

Optional, Repetitions: 0..U

Parent: auditfile/company/location/cashregister/cashtransaction/ctLine/
(section: 6.2)

Children:

XML Element	Description	Type	Req	Rep.	Example
dscTp	Reference to the type of discount. Description of the code MUST be stated as a 'basic' in the 'basics' table with a unique basicID.(BasicType=08).	IdentificationString36	M	1..1	20DIS
dscAmnt	Discount amount.	Amount2decimals	M	1..1	135.67
empID	Unique employee ID. (section: 3.15)	IdentificationString36	O	0..1	1003
accID	Unique account ID. (section: 3.9)	IdentificationString36	O	0..1	

Example:

```
<d1:discount>
    <d1:dscTp>20DIS</d1:dscTp>
    <d1:dscAmnt>135.67</d1:dscAmnt>
    <d1:empID>1003</d1:empID>
</d1:discount>
```

6.12 raise (ctLine)

Description: Element with raise data.

Optional, Repetitions: 0..U

Parent: auditfile/company/location/cashregister/cashtransaction/ctLine/

(section: 6.2)

Children:

XML Element	Description	Type	Req	Rep.	Example
raiseType	Reference to the type of mark-up. This can be used to represent tip amounts, on transaction level, if the cash register has the functionality. The coded value MUST be stated as a 'basic' in the 'basics' table with a unique basicID.(BasicType=10).	IdentificationString36	M	1..1	TIP
raiseAmnt	Raise amount.	Amount2decimals	M	1..1	50.00
empID	Unique employee ID. (section: 3.15)	IdentificationString36	O	0..1	1003
accID	Unique account ID. (section: 3.9)	IdentificationString36	O	0..1	

Example:

```
<d1:raise>
    <d1:raiseType>3F2</d1:raiseType>
    <d1:raiseAmnt>50.00</d1:raiseAmnt>
    <d1:empID>1003</d1:empID>
</d1:raise>
```